

---

---

# User Guide

Registration for Singapore-Cambridge  
GCE-Level Examinations

**Candidates Portal**

---

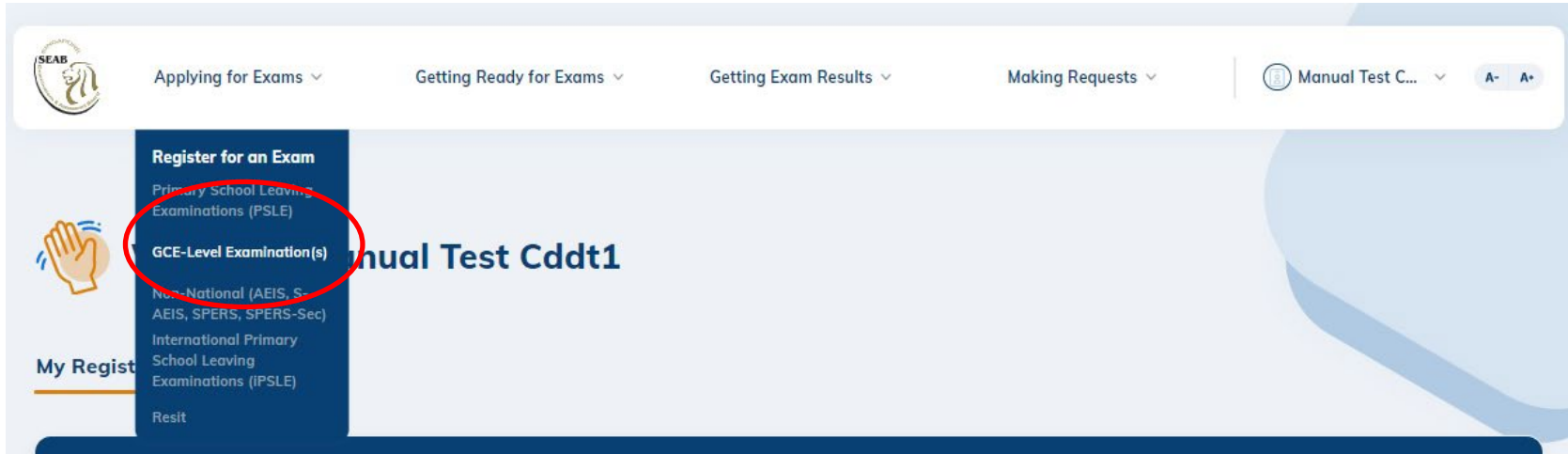
---

# Examination Registration for Private Candidates

In this guide, we provide the steps that you would need to complete for each of the scenarios below:

1. Register and make payment for GCE-Level Examination(s)
2. View Examination Registration details
3. View / edit Personal Profile
4. Apply for Subject Amendment(s) and make payment
5. Apply for Examination Withdrawal
6. View/download Entry Proof(s)

# 1. Register and Make Payment for GCE-Level Examinations(s)



1. Once you are logged in to your Candidates Portal account, click on **'Applying for Exams'** and select the option **'GCE-Level Examination(s)'** under the dropdown list.

# 1. Register and Make Payment for GCE-Level Examinations(s)

The screenshot shows the SEAB website navigation menu with options: Applying for Exams, Getting Ready for Exams, Getting Exam Results, and Making Requests. The breadcrumb trail is Home > Registered Exam(s) > Register for an Exam. The main heading is 'Register for an Exam' with a sub-heading 'Exam Level' and 'GCE-Level Examination(s)'. Below this is a section for 'Instructions for GCE-Level Examination(s)'.

## Instructions for GCE-Level Examination(s)

- You will need the following information to complete your registration:
  - Candidate's Personal Particulars
  - Subjects/Papers to be registered
- ALL fields are mandatory; the registration must be completed in English.
- Please read the introduction section carefully before completing the registration.

## Introduction:

- Before registering for any examination subject(s), you are advised to read the [instructions for Private Candidates](#) regarding the GCE (NIT)-, N(A)-, O- and A-Level examinations thoroughly.
- By registering for the examination(s), you agree to comply with all examination instructions and regulations stipulated by SEAB.
- SEAB may issue additional instructions for the conduct of specific papers (for example, written papers, coursework, oral, and practical) at any time leading up to the date of examination. Any new or updated instructions are part of the examination instructions, rules and regulations and will take immediate effect unless specifically stated, and will be sent to the email address which you had provided to SEAB during your registration. These instructions will also be updated on SEAB's website.
- The national examination question papers are copyrighted. You are not allowed to post online, publish or reproduce the national examination question papers in any form without permission from SEAB. SEAB will take all necessary actions, including penalties against candidates if there are any copyright infringements.
- As there is a large number of papers and different combinations of subjects offered by all candidates, you may have two papers that are scheduled to be examined at the same time on the same day. SEAB will make arrangements for you to take one paper first, followed by a break, before you take the other paper. You will be informed of the arrangements by end August 2021 for the GCE (NIT)-Level and N(A)-Level examinations and by end September 2021 for the GCE O-Level and A-Level examinations. Please contact the Ministry of Education, Customer Service Centre at 6872-2220 if you are not informed of the arrangements by end August or end September 2021 for the respective examinations.
- For more information, please visit our [FAQ](#).

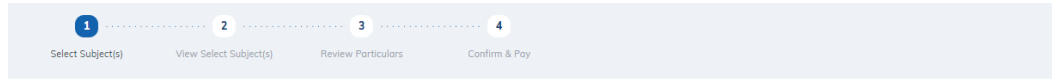
## Get Started

[Start a new Registration](#)

2. The registration instructions will be displayed. Please read them.

3. Click **Start a new Registration** to commence your registration.

# 1. Register and Make Payment for GCE-Level Examination(s)



## Select Subject(s)

Below are the subjects and papers that are eligible for registration.

Search by Exam Level, Subject Name or Subject Code

Search

Filter

Subject Name	Subject Level	Exam Series	Exam Level	Language Medium	Action
ADDITIONAL MATHEMATICS (4047) <a href="#">View Details</a>	-	MID-YEAR	GCE O-LEVEL	ENGLISH	<a href="#">+ Add Subject</a>
ADDITIONAL MATHEMATICS (REV) (4049) <a href="#">View Details</a>	-	MID-YEAR	GCE O-LEVEL	ENGLISH	<a href="#">+ Add Subject</a>
BENGALI (3215) <a href="#">View Details</a>	-	YEAR-END	GCE O-LEVEL	BENGALI	<a href="#">+ Add Subject</a>
BENGALI (8827) <a href="#">View Details</a>	H1	YEAR-END	GCE A-LEVEL	BENGALI	<a href="#">+ Add Subject</a>
BIOLOGY (6093) <a href="#">View Details</a>	-	MID-YEAR	GCE O-LEVEL	ENGLISH	<a href="#">+ Add Subject</a>

Rows per page: 5 1-5 of 83 < > >>

Back

Confirm Selected Subject(s)

Draft saved at 10 Dec 2021 15:28

4. The list of subjects will be displayed.

5. Search or Filter for the subject to register for.

6. To view the information for each subject's papers, click **View Details** below the subject name.

YEAR-END GCE O-LEVEL

**ADDITIONAL MATHEMATICS (4047)** ✕

**Mandatory Paper(s)** Paper 1: WRITTEN  
Paper 2: WRITTEN

MID-YEAR GCE O-LEVEL

# 1. Register and Make Payment for GCE-Level Examination(s)

## Select Subject(s)

Below are the subjects and papers that are eligible for registration.

Search by Exam Level, Subject Name or Subject Code Search

Filter

Subject Name	Subject Level	Exam Series	Exam Level	Language Medium	Action
ADDITIONAL MATHEMATICS (4047) <a href="#">View Details</a>	-	MID-YEAR	GCE O-LEVEL	ENGLISH	+ Add Subject
ADDITIONAL MATHEMATICS (REV) (4049) <a href="#">View Details</a>	-	MID-YEAR	GCE O-LEVEL	ENGLISH	✓ Added
BENGALI (3215) <a href="#">View Details</a>	-	YEAR-END	GCE O-LEVEL	BENGALI	+ Add Subject
BENGALI (8827) <a href="#">View Details</a>	H1	YEAR-END	GCE A-LEVEL	BENGALI	+ Add Subject
BIOLOGY (6093) <a href="#">View Details</a>	-	MID-YEAR	GCE O-LEVEL	ENGLISH	+ Add Subject

Rows per page: 5 1-5 of 83 < > >>

[Back](#) [Confirm Selected Subject\(s\)](#)

🕒 Draft saved at 10 Dec 2021 16:16

7. Click **Add Subject** to include a subject to your list of selected subjects.

8. Click on this arrow icon to view your list of selected subjects.

Selected Subjects **1**

# 1. Register and Make Payment for GCE-Level Examination(s)

## Select Subject(s)

Below are the subjects and papers that are eligible for registration.

Search by Exam Level, Subject Name or Subject Code Search

Subject Name	Subject Level	Exam Series	Exam Level	Language Medium	Action
JAPANESE (8835) <a href="#">View Details</a>	H1	YEAR-END	GCE A-LEVEL	JAPANESE	+ Add Subject
LITERATURE IN CHINESE (2031) <a href="#">View Details</a>	-	MID-YEAR	GCE O-LEVEL	CHINESE	+ Add Subject
LITERATURE IN ENGLISH (2065) <a href="#">View Details</a>	-	YEAR-END	GCE O-LEVEL	ENGLISH	+ Add Subject
LITERATURE IN ENGLISH (9509) <a href="#">View Details</a>	H2	YEAR-END	GCE A-LEVEL	ENGLISH	+ Choose Papers
LITERATURE IN ENGLISH (8832) <a href="#">View Details</a>	H1	YEAR-END	GCE A-LEVEL	ENGLISH	+ Add Subject

Rows per page: 5 51-55 of 83 < > >>

9. Subjects that have optional paper(s) or that allow you to choose your examination series (i.e. Mid-Year or Year-End) will have an option to **Choose papers** displayed here.

Click **Choose papers** to add the subject and its papers to your list of subjects.

[Back](#)

[Confirm Selected Subject\(s\)](#)

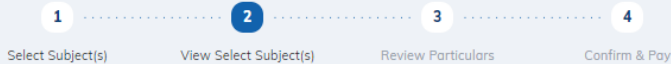
10. After adding all subjects, click **Confirm Selected Subject(s)** to proceed to the next step.

# 1. Register and Make Payment for GCE-Level Examination(s)

## Register for an Exam

### Exam Level

GCE-Level Examination(s)



11. The list of selected subjects will be displayed here.

## View Selected Subject(s)

Subject Name	Subject Level	Exam Series	Exam Level	Language	Action
ADDITIONAL MATHEMATICS (REV) (4049)	-	MID-YEAR	GCE O-LEVEL	ENGLISH	Remove
BIOLOGY (6093)	-	MID-YEAR	GCE O-LEVEL	ENGLISH	Remove

Add More Subjects

Proceed to Review Particulars

Draft saved at 10 Dec 2021 16:32

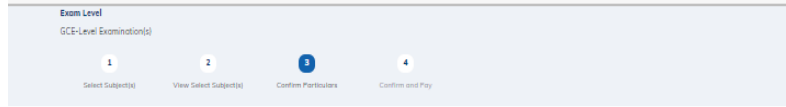
13. Click **Add More Subjects** to add additional subject(s) to your list of selected subjects.

14. Click **Proceed to Review Particulars** if there are no changes required to your selected subjects.

12. Click **Remove** to delete any of your selected subjects.



# 1. Register and Make Payment for GCE-Level Examination(s)



Confirm Particulars [Edit Particulars](#)

Personal Particulars

Name  
PUJ PUJ

Hanyu Pinyin Name  
-

ID Type  
Passport

NRIC/FIN/Passport No.  
23456

Date of Birth  
02 Mar 2000

Gender  
FEMALE

Race  
CHINESE

Nationality  
SINGAPORE CITIZEN

Nationality Issue Date  
-

Citizenship Type  
INTERNATIONAL STUDENTS

PR Status  
FOREIGNER

Occupation  
-

School  
SCHNAME OF N/A

Contact Information

Next-of-kin Details

[Back](#) [Confirm Particulars](#)

Time found at 31 Mar 2023 18:35

15. Click **Edit particulars** to update the contact details

16. Click on arrow icon to expand the details

17. Click **Confirm Particulars** if your particulars are accurate.

# 1. Register and Make Payment for GCE-Level Examination(s)

## Register for an Exam

Exam Level  
GCE-Level Examination(s)

1 ..... 2 ..... 3 ..... 4

Select Subject(s) View Select Subject(s) Review Particulars **Confirm & Pay**

### Confirm Particulars

#### Personal Particulars

<b>Name</b>	<b>Hanyu Pinyin Name</b>
candidate-nric-1	Xin jia pa
<b>ID Type</b>	<b>NRIC/FIN/Passport No.</b>
NRIC/FIN	S000001D
<b>Date of Birth</b>	
02 Feb 2020	
<b>Gender</b>	
Male	
<b>Race</b>	
Chinese	
<b>Citizenship</b>	<b>Nationality</b>
SINGAPORE CITIZEN	SINGAPORE CITIZEN
<b>Nationality Issue Date</b>	
03 Mar 2020	
<b>Citizenship</b>	<b>PR Status</b>
SINGAPORE CITIZEN	SINGAPORE CITIZEN
<b>Occupation</b>	
Information Technology Project Manager	

19. Tick the Declaration

18. Personal particulars, selected subjects and the fees that need to be paid will be displayed.

#### Selected Subject(s) and Exam Fees

Exam Year

2021

Subject Name	Subject Level	Exam Series	Exam Level	Language Medium	Fees Payable (excl of 7% GST) (SGD)
ADDITIONAL MATHEMATICS (REV) (4048)	-	MID-YEAR	GCE O-LEVEL	ENGLISH	\$50.00
BIOLOGY (8092)	-	MID-YEAR	GCE O-LEVEL	ENGLISH	\$50.00

GST Reg No.

M9-0008709-C

#### GCE O-LEVEL

	Amount (SGD)
Basic Fee	\$510.00
Total Subject Fee	\$510.00
<b>Subtotal</b>	<b>\$510.00</b>

#### Total Exam Fees

	Amount (SGD)
Total Payable Fee (Excl. GST)	\$510.00
Goods and Service Tax (GST) 7%	\$57.70
Total Payable Fee (Incl. GST)	\$5117.70

**Total Payable** **\$5117.70**

#### Declaration

I confirm that I am currently not studying in any government/government-aided/Independent/Specialised school. I have read the examination regulations/instructions and fulfil the requirements to register as a private candidate for GCE (NIT)-, (NIA)-, O- & A-Level examinations; and

I declare that all information submitted by me in this form is true and correct to the best of my knowledge. I am fully aware that any false information given by me may render this application and the results invalid, the forfeiture of any payment made and/or subject me to prosecution.

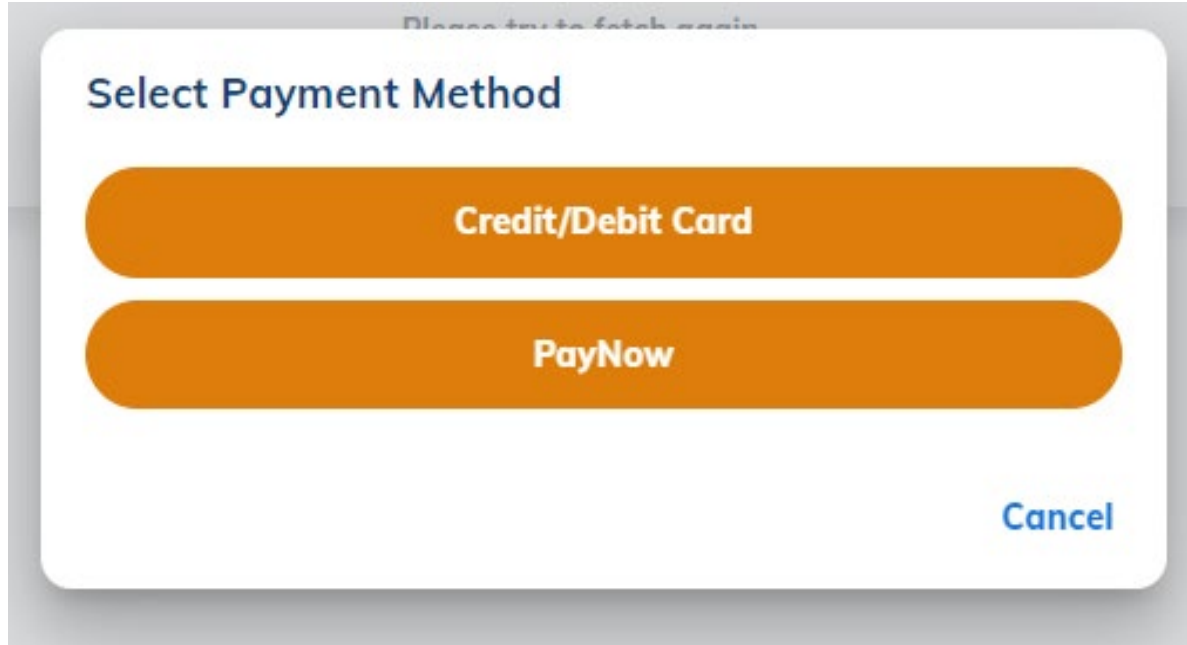
Back

Confirm & Pay

🕒 Draft saved at 10 Dec 2021 16:53

20. Click **Confirm and Pay** to make payment.

# 1. Register and Make Payment for GCE-Level Examination(s)



21. Select Payment method.

**Note:** You would only be provided with the following payment methods :



- Credit/Debit Card
- PayNow

# 1. Register and Make Payment for GCE-Level Examination(s)

## Payment Method: Credit/Debit Card

Merchant Page - Google Chrome	
uat2.enets.sg/GW2/TxnReqListenerToHost	
Display Name	STYL SOLUTIONS
Merchant Reference Code	20210606133445406
Nets Reference Code	20210606133449225
Amount	SGD 107.00

### Payment Methods

Name on Card

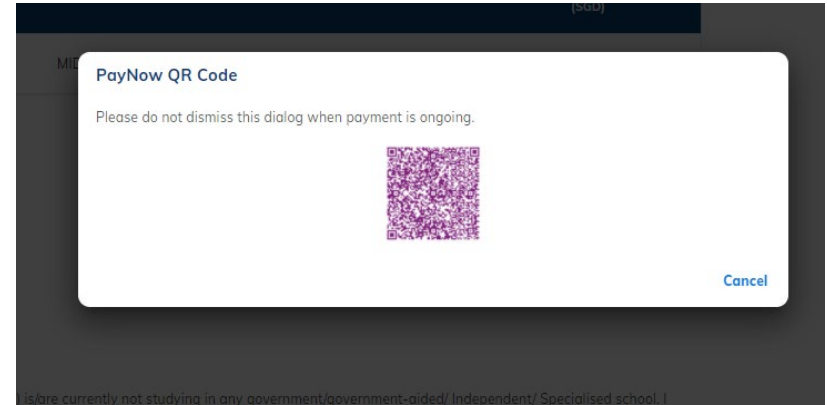
Card Number

CVV/CVV2

Expiry Date

Email (Optional)

## Payment Method: PayNow



22. Make payment based on the selected payment method.

# 1. Register and Make Payment for GCE-Level Examination(s)



Singapore Examinations and Assessment Board



**Your payment has been successful.**

23. The payment status will be displayed.

## Payment Successful

### CP Reference No.

CC20211210165809587

### Transaction No.

20211210165811122

[Click here to view your transaction details.](#)

[View Transaction Details](#)

24. Click **View Transaction Details** to view the payment summary.

# 1. Register and Make Payment for GCE-Level Examination(s)



Thank you. You have successfully registered for an exam.

**Payment Summary** [View full summary](#)

## Transaction Details

### Transaction Date/Time

10 Dec 2021 16:58

### Transaction No.

20211210165811122

### Amount Paid (SGD)

\$S117.70

### Payment Method

CREDIT/DEBIT CARD

### Reference No.

CC20211210165809587

### GST Reg No.

M9-0008709-C

[View Registered Exam\(s\)](#)

25. The payment summary will be displayed.

26. Click **View full summary** to view the details of the registration/transaction.

27. Click **View Registered Exam(s)** to view the list of examination registration(s).

## 2. View Examination Registration Details

Home > Registered Exam(s)

### Registered Exam(s)

Registered Application(s) Transaction History

To register for an exam, please go to 'Applying for Exams' in the navigation bar and select the exam level you wish to register for.

Application ID	Exam Level(s)	Application Date/Time	Status	Action(s)
20211210152803963	2021 GCE O-LEVEL	10/12/2021 16:58	Registered	<a href="#">View Registration</a>

If you wish to apply for Access Arrangements, please [click here](#).

1. Click **View Registration** to view the details of your registered examination.

**Note:** You may click on this link to apply for Access Arrangements if applicable.

# 2. View Examination Registration Details

Home > Registered Exam(s) > View Registration

## View Registration

**2. Click **Download Summary** to download a pdf of the receipt**

**Registration Details** [Download Summary](#)

**Application ID**  
20211210152803963

**Application Date/Time**  
10 Dec 2021 15:28

**Status**  
Registered

### Personal Particulars

<b>Name</b> candidate-nric-1	<b>Hanyu Pinyin Name</b> Xtn jiā pǒ
<b>ID Type</b> NRIC/FIN	<b>NRIC/FIN/Passport No.</b> S0000001D
<b>Date of Birth</b> 02 Feb 2020	
<b>Gender</b> Male	
<b>Race</b> Chinese	

**5. Click **Back to Registered Exam(s)** to view the list of examination registrations.**

Next-of-kin Details

**Selected Subject(s) and Exam Fees**

Exam Year  
2021

Subject Name	Subject Level	Exam Series	Exam Level	Language Medium	Fees Payable (incl of 7% GST) (SGD)
ADDITIONAL MATHEMATICS (REV) (4049)	-	MID-YEAR	GCE O-LEVEL	ENGLISH	\$550.00
BIOLOGY (6093)	-	MID-YEAR	GCE O-LEVEL	ENGLISH	\$550.00

**GST Reg No.**  
M9-0008709-C

**GCE O-LEVEL**

Basic Fee	\$510.00
Total Subject Fee	\$5100.00
<b>Subtotal</b>	<b>\$5110.00</b>

**Total Exam Fees**

Total Payable Fee (Excl. GST)	\$5110.00
Goods and Service Tax (GST) 7%	\$57.70
Total Payable Fee (incl. GST)	\$5117.70
<b>Total Payable</b>	<b>\$5117.70</b>

**Transaction Details**

**CP Reference No.**  
CC20211210165809587

**Transaction No.**  
20211210165811122

**Payment Method**  
CREDIT/DEBIT CARD

**Payment Status**  
Paid

[Back To Registered Exam\(s\)](#) [Amend Subject\(s\)](#)

If you wish to withdraw from the examination, please click [here](#).

**3. Click **Amend Subject(s)** to amend the registered subjects/papers**

**4. Click this link to withdraw from the entire examination.**



## 2. View Examination Registration Details

Home > Registered Exam(s)

### Registered Exam(s)

Registered Application(s) Transaction History

To register for an exam, please go to 'Applying for Exams' in the navigation bar and select the exam level you wish to register for.

Application ID	Exam Level(s)	Application Date/Time	Status	Action(s)
20211210172448508	2021 GCE A-LEVEL	10/12/2021 17:24	Draft	<a href="#">Continue Registration</a> <a href="#">Delete</a>

If you wish to apply for Access Arrangements, please [click here](#).

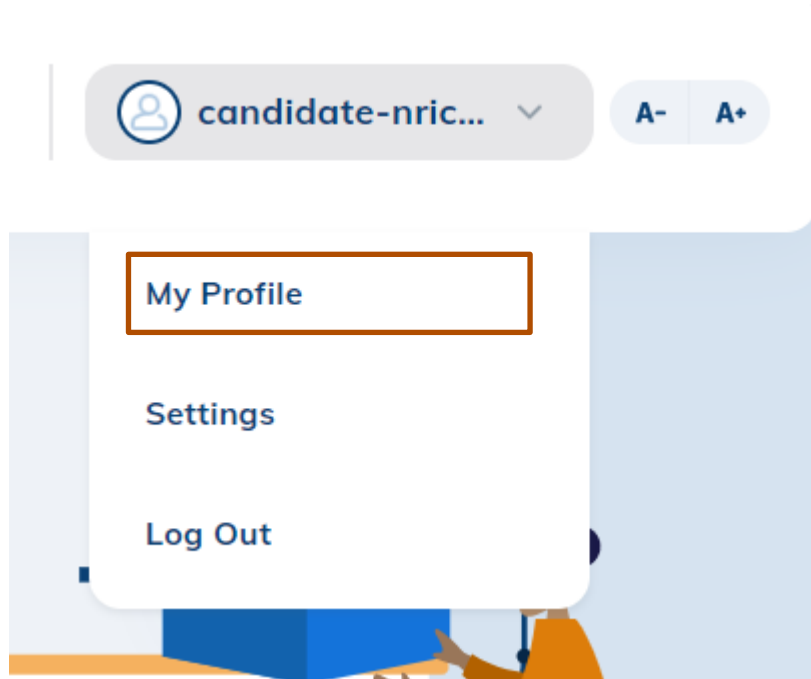
6. The draft will be saved if your registration is not submitted.

7. Click **Continue Registration** to continue with the application.

8. Click **Delete** to delete the draft application.

**Note:** Only one draft will be created at any point in time.

### 3. View/Edit Personal Profile



1. Locate the Profile Icon on the top right corner of the Candidates Portal homepage, and select '**My Profile**' from the drop-down list.

# 3. View/Edit Personal Profile

## Private Candidate Profile

### Candidate Particulars

[Edit Particulars](#)

### Personal Particulars

#### Name

candidate-nric-1

#### Hanyu Pinyin Name

Xīn jiā pō

#### Chinese Name

新加坡

#### ID Type

NRIC/FIN

#### NRIC / FIN / Passport Number

S0000001D

#### Date of Birth

2020-02-02

#### Gender

MALE

#### Race

CHINESE

#### Citizenship

SINGAPORE CITIZEN

#### Nationality

SINGAPORE CITIZEN

#### PR Status

SINGAPORE CITIZEN

2. Click **Edit Particulars** to amend your particulars.

## 4. Apply for Subject Amendment(s) and Make Payment

Total Exam Fees	Amount (SGD)
Total Payable Fee (Excl. GST)	S\$110.00
Goods and Service Tax (GST) 7%	S\$7.70
Total Payable Fee (Incl. GST)	S\$117.70
<b>Total Payable</b>	<b>S\$117.70</b>

### Transaction Details

**CP Reference No.**

CC20211210165809587

**Transaction No.**

20211210165811122

**Payment Method**

CREDIT/DEBIT CARD

**Payment Status**

Paid

[Back To Registered Exam\(s\)](#)

[Amend Subject\(s\)](#)

If you wish to withdraw from the examination, please [click here](#).

1. When you reach the View Registration page, you can click **Amend Subject(s)** to submit your subject amendment application.

# 4. Apply for Subject Amendment(s) and Make Payment

## Subject Amendment

### Important

Before you begin, please take note of the following:

1. You will need the following information to complete your registration:
  - a. Candidate's Personal Particulars
  - b. Subjects/Papers to be registered
2. ALL fields are mandatory; the registration must be completed in English.
3. This form may take you 5 minutes to complete and will require you to indicate your personal particulars.
4. An \$20 amendment fee is chargeable in addition to the new subject fee. A refund of 50% of the replaced subject's fee will be given.

For more information, please visit our [FAQ](#)

### Get Started

You are about to make subject amendments for the following exam registration.

Application ID	Exam Level(S)
20211210152803963	2021 GCE O-LEVEL

Start Subject Amendment

2. The instructions to perform subject amendments will be displayed.

3. Click **Start Subject Amendment** if you wish to proceed with a subject amendment application.

# 4. Apply for Subject Amendment(s) and Make Payment

### Subject Amendment

1 ..... 2 ..... 3 ..... 4 ..... 5

Edit Registered Subject(s)   Add Subject   Review Subject(s)   Review Particulars   Confirm Amendment

#### Edit Registered Subject(s)

Click 'Edit' to drop or make changes to the subjects you have registered for. Click 'Undo delete' to undo subject deletion.

Subject Name	Subject Level	Exam Series	Exam Level	Language Medium	Action(s)
ADDITIONAL MATHEMATICS (4047)	-	YEAR-END	GCE O-LEVEL	ENGLISH	Delete
CHINESE (1160)	-	MID-YEAR	GCE O-LEVEL	CHINESE	Edit  Delete

#### Deleted Subject(s)

Subject Name	Subject Level	Exam Series	Exam Level	Language Medium	Action(s)
 There are no results to display.					

Add Subject

Skip Add Subject

4. The list of registered subjects will be displayed.

5. Subjects that allow you to choose your examination series (i.e. Mid-Year or Year-End) will have an option to **Edit** the papers displayed.

Click **Edit** to amend the examination series.

# 4. Apply for Subject Amendment(s) and Make Payment

## Subject Amendment

1

Edit Registered  
Subject(s)

2

Add Subject

3

Review Subject(s)

4

Review Particulars

5

Confirm Amendment


### Edit Registered Subject(s)

Click 'Edit' to drop or make changes to the subjects you have registered for. Click 'Undo delete' to undo subject deletion.

Subject Name	Subject Level	Exam Series	Exam Level	Language Medium	Action
ADDITIONAL MATHEMATICS (REV) (4049)	-	MID-YEAR	GCE O-LEVEL	ENGLISH	 Delete

6. To remove a registered subject, click **Delete**.

### Deleted Subjects

Subject Name	Subject Level	Exam Series	Exam Level	Language Medium	Action
BIOLOGY (6093)	-	MID-YEAR	GCE O-LEVEL	ENGLISH	 Undo delete

7. The subject that you wish to delete will be displayed at the bottom of the page.

Add Subject

Skip Add Subject

8. Click **Undo delete** to restore the deleted subject to the list of registered subjects.

## 4. Apply for Subject Amendment(s) and Make Payment

### Subject Amendment

1

Edit Registered  
Subject(s)

2

Add Subject

3

Review Subject(s)

4


Review Particulars

5


Confirm Amendment

#### Edit Registered Subject(s)

Click 'Edit' to drop or make changes to the subjects you have registered for. Click 'Undo delete' to undo subject deletion.

Subject Name	Subject Level	Exam Series	Exam Level	Language Medium	Action
ADDITIONAL MATHEMATICS (REV) (4049)	-	MID-YEAR	GCE O-LEVEL	ENGLISH	 Delete

#### Deleted Subjects

Subject Name	Subject Level	Exam Series	Exam Level	Language Medium	Action
BIOLOGY (6093)	-	MID-YEAR	GCE O-LEVEL	ENGLISH	 Undo delete

Add Subject

Skip Add Subject

9. To add another subject, click **Add Subject** to move to Step 2

10. If there are no additional subjects to add, click **Skip Add Subject** to move to Step 3.



## 4. Apply for Subject Amendment(s) and Make Payment



### Add Subject

Below are the subjects and papers that are eligible for registration.

Search by Exam Level, Subject Name or Subject Code Search

Filter

Subject Name	Subject Level	Exam Series	Exam Level	Language Medium	Action
BENGALI (3215) <a href="#">View Details</a>	-	YEAR-END	GCE O-LEVEL	BENGALI	<a href="#">+ Add Subject</a>
BENGALI (8827) <a href="#">View Details</a>	H1	YEAR-END	GCE A-LEVEL	BENGALI	<a href="#">+ Add Subject</a>
BURMESE (3249) <a href="#">View Details</a>	-	YEAR-END	GCE O-LEVEL	BURMESE	<a href="#">+ Add Subject</a>
BUSINESS STUDIES (7085) <a href="#">View Details</a>	O-Level School Initiated Electives	YEAR-END	GCE O-LEVEL	ENGLISH	<a href="#">+ Add Subject</a>
CHINA STUDIES IN ENGLISH (8628) <a href="#">View Details</a>	H1	YEAR-END	GCE A-LEVEL	ENGLISH	<a href="#">+ Add Subject</a>

Rows per page: 5 1-5 of 41 < > >>

11. After clicking 'Add subject', you will arrive at this page. A list of subjects will appear. To add another subject, click the **+ Add Subject** option that is found beside each subject. This step follows the same process as the step to add subjects that you carried out during your examination registration.

**Note:** Only subjects that were not registered previously will be displayed.

[Back](#)

[Proceed to Review Subject\(s\)](#)

12. Click **Proceed to Review Subject(s)** to move to step 3.

## 4. Apply for Subject Amendment(s) and Make Payment

1 ..... 2 ..... 3 ..... 4 ..... 5


Edit Registered Subject(s)   Add Subject   Review Subject(s)   Review Particulars   Confirm Amendment

### Review Subject(s)

Review and ensure that the amendments made are correct.

Subject Name	Subject Level	Exam Series	Exam Level	Language Medium	Action Taken
ADDITIONAL MATHEMATICS (REV) (4049)	NOT APPLICABLE	MID-YEAR	GCE O-LEVEL	ENGLISH	REGISTERED
BIOLOGY (6093)	NOT APPLICABLE	MID-YEAR	GCE O-LEVEL	ENGLISH	REGISTERED
BURMESE (3249)	NOT APPLICABLE	YEAR-END	GCE O-LEVEL	BURMESE	DRAFT

### Deleted Subjects

Subject Name	Subject Level	Exam Series	Exam Level	Language Medium	Action Taken
 There are no results to display.					

13. Click **Edit Registered Subject** to move to Step 1.

14. Click **Add Subject** to move to Step 2.

Edit Registered Subject

Add Subject

Confirm Amendment

15. Click **Confirm Amendment** to move to step 5.

# 4. Apply for Subject Amendment(s) and Make Payment

### Subject Amendment

1 ..... 2 ..... 3 ..... **4** ..... 5

Edit Registered Subjects(s)   Add Subject   Review Subject(s)   Review Particulars   Confirm Amendment

---

#### Review Particulars

---

∨ Personal Particulars

---

∧ Contact Information

**Email Address**  
cpepuser1-candidateNric1@gmail.com

**Mobile No.**  
Singapore (+65) 68198891

**Telephone No.**  
Singapore (+65) 68198891

**Mailing Address**  
407  
Sembawang Drive  
#4-3860  
Singapore 750313

**Foreign Address**  
Holland  
Mexico  
Uruguay

---

∨ Next-of-kin Details

---

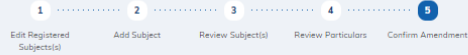
Back   Proceed to Summary

**Note:** This step follows the same process as the step for the review of particulars that was carried out during your examination registration.

16. Once all details have been verified, click **Proceed to Summary**.

# 4. Apply for Subject Amendment(s) and Make Payment

## Subject Amendment



### Confirm Amendment Details

#### Personal Particulars

**Name** candidate-nric-1  
**Hanyu Pinyin Name** Xīn jǐ pǐ

**ID Type** NRIC/FIN  
**NRIC/FIN/Passport No.** S0000001D

**Date of Birth** 02 Feb 2020

**Gender** Male

**Race** Chinese

**Citizenship** SINGAPORE CITIZEN  
**Nationality** SINGAPORE CITIZEN

**Nationality Issue Date** 03 Mar 2020

**Citizenship** SINGAPORE CITIZEN  
**PR Status** SINGAPORE CITIZEN

**Occupation** Information Technology Project Manager

**School** Prisons & Detention Centres

#### Contact Information

#### Next-of-kin Details

18. Select Declaration

17. Your personal particulars, amended/ added subjects and the fees that need to be paid will be displayed.

#### Amended Subject(s) and Exam Fees

Exam Year  
0

Subject Name	Subject Level	Exam Series	Exam Level	Language Medium	Fees Payable (incl of 7% GST) (SGD)	Action Taken
ADDITIONAL MATHEMATICS (REV) (4049)	NOT APPLICABLE	MID-YEAR	GCE O-LEVEL	ENGLISH	\$50.00	REGISTERED
BIOLOGY (6093)	NOT APPLICABLE	MID-YEAR	GCE O-LEVEL	ENGLISH	\$50.00	REGISTERED
BURMESE (3249)	NOT APPLICABLE	YEAR-END	GCE O-LEVEL	BURMESE	\$50.00	DRAFT

GST Reg No.  
MS-0008709-C

GCE O-LEVEL	Amount (SGD)
Basic Fee	\$50.00
Administration Fee	\$50.00
Amendment Fee	\$50.00
<b>Subtotal</b>	<b>\$50.00</b>

Total Exam Fees	Amount (SGD)
Total Payable Fee (Excl. GST)	\$50.00
Good and Service Test (GST) 7%	\$50.00
Total Withdrawal Amount	\$50.00
Total Payable Fee (Incl GST)	\$50.00
<b>Total Payable</b>	<b>\$50.00</b>

#### Declaration

I confirm that I have read the examination regulations/instructions and declare that all information submitted by me in this form is true and correct to the best of my knowledge. If I am registering for a Science subject with a practical paper, I must have sat the same Science subject(s) previously or am currently attending or will be attending a course of instruction in Science practical at any institution/school. I am fully aware that any false information given by me may render this application and my results invalid. It may also result in the forfeiture of any payment made and/or me being subject to prosecution.


Back

Proceed with Amendment

19. Click **Confirm and Pay**.

## 4. Apply for Subject Amendment(s) and Make Payment

Home > Registered Exam > Subject Amendment

 **Thank you. You have successfully amended your subjects.**

20. The payment summary will be displayed.

### Subject Amendment Details [View full summary](#)

21. Click [View full summary](#) to view the details of your subject amendment application.

#### Transaction Details

**Transaction Date/Time**

13 Dec 2021 10:51

**Transaction No.**

N/A

**Amount Paid (SGD)**

S\$0

**Payment Method**

NO\_PAYMENT\_REQUIRED

**Reference No.**

20211213105153849

**GST Reg No.**

M9-0008709-C

[View Registered Exam](#)

22. Click [View Registered Exam\(s\)](#) to view the list of examination registration(s).

# 5. Apply for Examination Withdrawal

Total Exam Fees	Amount (SGD)
Total Payable Fee (Excl. GST)	S\$190.00
Goods and Service Tax (GST) 7%	S\$13.30
Total Payable Fee (Incl. GST)	S\$203.30
<b>Total Payable</b>	<b>S\$203.30</b>

## Transaction Details

### CP Reference No.

CC20211221143353242

### Transaction No.

20211221143357134

### Payment Method

CREDIT/DEBIT CARD

### Payment Status

Paid

[Back To Registered Exam\(s\)](#)

[Amend Subject\(s\)](#)

If you wish to withdraw from the examination, please [click here](#).

1. Click this link to withdraw from the examination.

# 5. Apply for Examination Withdrawal

## Withdraw from Exam

### Important

#### Before you begin, please take note of the following:

1. You will need the following information to complete your registration:
  - Candidate's Personal Particulars
2. ALL fields are mandatory; the registration must be completed in English.
3. The estimated time to complete registration is 5 minutes.
4. You may be given a 50% refund of subject fee paid (inclusive GST) if you submit your withdrawal request.
5. If you are entitled to a refund, the amount will be refunded to you approximately 30 days after approval has been made by SEAB.

For more information, please visit our [FAQ](#) or view our glossary of terms.

2. The instructions on withdrawing from the examination will be displayed.

### Get Started

You are about to withdraw from the following exam registration.

#### Application ID

20211221143319473

#### Exam Level(S)

GCE A-LEVEL,GCE O-LEVEL

Withdraw from Exam

3. Click **Withdraw from Exam** if you wish to proceed with a withdrawal application.

# 5. Apply for Examination Withdrawal

## Reason for Withdrawal

### Select Reason for Withdrawal

Admission to Tertiary Institutions

### Upload Supporting Documents

#### Supporting Document(s) Required

Letter(s) of acceptance issued by tertiary institutions for admission to a full time course

Drag and drop your file, or browse

Accepted File Types: pdf, jpeg & png only  
Up to 50 files, max 50MB per file.

Back

Review Details

4. Select a reason for withdrawal from the drop down list.

**Note:** If 'National Service' or 'Others' reason is selected, additional remarks would be required.

## Reason for Withdrawal

### Select Reason for Withdrawal

Others

#### Please Specify reason(s)

Input reasons here



# 5. Apply for Examination Withdrawal

## Reason for Withdrawal

### Select Reason for Withdrawal

Admission to Tertiary Institutions

### Upload Supporting Documents

5. Upload supporting document(s).

#### Supporting Document(s) Required

Letter(s) of acceptance issued by tertiary institutions for admission to a full time course

Drag and drop your file, or browse

Accepted File Types: pdf, jpeg & png only  
Up to 50 files, max 50MB per file.

Back

Review Details

6. Click **Review Details**.

# 5. Apply for Examination Withdrawal

## Review Details

### Withdrawal Details

#### Reason For Withdrawal

Others

#### Attached File(S)

### Candidate Particulars

#### ID Type

NRIC/FIN

#### NRIC/FIN/Passport No.

S1110718E

#### Candidate Name

candidate-hci-155

#### Hanyu Pinyin Name

Xīn jiā pǎ

#### Nationality

Singapore Citizen

#### Citizenship

Singapore Citizen

#### School Name

Hua Chong international

7. Review your withdrawal details via this page.

### Registered Subject(s)

#### Exam Year

2021

Subject Name	Subject Level	Exam Series	Exam Level	Language Medium
Bengali (8827)	H1	Year-End	GCE A-Level	Bengali
Burmese (3249)	-	Year-End	GCE O-Level	Burmese
Economics (2286)	O-level School Initiated Electives	Year-End	GCE O-Level	English

If you are entitled to a refund, the amount will be refunded to you approximately 30 days after approval has been made by SEAB.

### Declaration

I confirm that I would like to withdraw from the examination and that all information in this form is correct. I acknowledge that there will be no results or result slips/ examination certificates issued, for any subjects or components of subjects that the candidate may have taken. If the results for any examination (e.g. Mid-Year Mother Tongue Language examination results) have been released, these results will be invalidated.

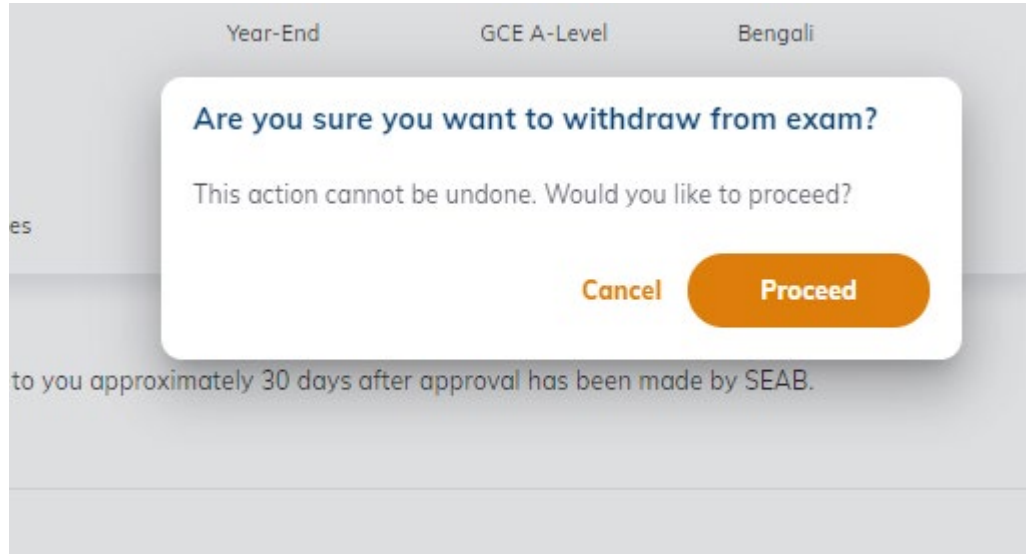
8. Select the check box to submit your declaration.

Back

Confirm Withdrawal

9. Click **Confirm Withdrawal** to submit your withdrawal application.

## 5. Apply for Examination Withdrawal



10. Click **Proceed** to confirm that you would like to submit the withdrawal application.

# 5. Apply for Examination Withdrawal

Home > Registered Exam > Withdraw from Exam



**Thank you. Your withdrawal application has been submitted.**

**Withdrawal Details** [View full summary](#)

**Application Date/Time**

03 Jan 2022 10:54

**Application ID**

20220103105205287

[View Registered Exams](#)

11. Click **View Registered Exams** to view your withdrawal application details.

**Note:** The status of the withdrawal application would be indicated as “Pending Approval (Withdrawal)”, until SEAB processes the withdrawal application. Once the withdrawal application is approved, the status would be updated to “Withdrawn”.

## 6. View/Download Entry Proof(s)

Candidates Portal 2022 Entry Proof Inbox x



noreply\_cpep@seab.gov.sg  
to cpeuser1+S0794401B ▾



Singapore Examinations and Assessment Board

### Entry Proof Notice

Dear Candidate+S0794401B,

Your entry proof is ready for viewing.

Please click on the button below to view the entry proof(s).

[View Entry Proof](#)

If you require any clarification, please contact SEAB via this [link](#).

1. You will receive an email once your entry proof is available for download in the Candidates Portal.

2. Click the **View Entry Proof** icon found in the email and login to Candidates Portal.

## 6. View/Download Entry Proof(s)

### Registered Exam(s)

Registered Application(s) Transaction History

3. The last updated date of your entry proof will be displayed here.

Application ID	Exam Level(s)	Application Date/Time	Status	Entry Proof	Action(s)
20220413100940157	2022 GCE N(A)-LEVEL 2022 GCE A-LEVEL	14 Apr 2022 17:20	Registered	Last updated on 16 Apr 2022	<a href="#">View Registration</a>

If you wish to apply for Access Arrangements, please [click here](#).

4. Click **View Registration** to view your entry proof(s).

## 6. View/Download Entry Proof(s)

### Registration Details

[Download Summary](#)

#### Application ID

20220413100940157

#### Status

Registered

#### Application Date/Time

14 Apr 2022 17:12

### Entry Proof(s)



EntryProof\_2022\_GCENA\_YE\_19202009\_20220412.pdf



Download



EntryProof\_2022\_GCENA\_MY\_19202009\_20220415.pdf



Download



EntryProof\_2022\_GCEA\_MY\_19202009\_20220416.pdf



Download

5. Click **Download** to download the entry proofs for your examinations.