

---

---

# User Guide

Registration for Singapore-Cambridge GCE-  
level Examinations  
Candidates Portal

---

---

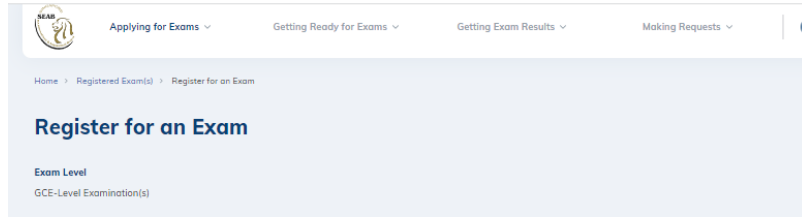
# Exam Registration

- Private Candidate registration and payment for GCE Exam Registration
- Private Candidate viewing of GCE Exam Registration

# 1. Registration and Payment

The screenshot shows the SEAB website interface. At the top left is the SEAB logo. The navigation bar includes: Applying for Exams, Getting Ready for Exams, Getting Exam Results, Making Requests, and Manual Test C... (with A- and A+ buttons). A dark blue sidebar on the left contains a hand icon and the text 'My Register'. The main content area features a 'Register for an Exam' section with a list of options: Primary School Leaving Examinations (PSLE), GCE-Level Examination(s) (circled in red), and National (AEIS, SPERS, SPERS-Sec) International Primary School Leaving Examinations (IPSLE). Below this list is a 'Resit' option. The background of the main content area has the text 'Annual Test Cddt1'.

# 1.1 Registration



The screenshot shows the SEAB website navigation menu with options: Applying for Exams, Getting Ready for Exams, Getting Exam Results, and Making Requests. Below the menu, the breadcrumb trail reads: Home > Registered Exam(s) > Register for an Exam. The main heading is "Register for an Exam" with a sub-heading "Exam Level" and "GCE-Level Examination(s)".

1. Instructions on registration will be displayed

## Instructions for GCE-Level Examination(s)

- You will need the following information to complete your registration:
  - Candidate's Personal Particulars
  - Subjects/Papers to be registered
- ALL fields are mandatory; the registration must be completed in English.
- Please read the introduction section carefully before completing the registration.

## Introduction:

- Before registering for any examination subject(s), you are advised to read the [instructions for Private Candidates](#) regarding the GCE (NIT)-, N(A)-, O- and A-Level examinations thoroughly.
- By registering for the examination(s), you agree to comply with all examination instructions and regulations stipulated by SEAB.
- SEAB may issue additional instructions for the conduct of specific papers (for example, written papers, coursework, oral, and practical) at any time leading up to the date of examination. Any new or updated instructions are part of the examination instructions, rules and regulations and will take immediate effect unless specifically stated, and will be sent to the email address which you had provided to SEAB during your registration. These instructions will also be updated on SEAB's website.
- The national examination question papers are copyrighted. You are not allowed to post online, publish or reproduce the national examination question papers in any form without permission from SEAB. SEAB will take all necessary actions, including penalties against candidates if there are any copyright infringements.
- As there is a large number of papers and different combinations of subjects offered by all candidates, you may have two papers that are scheduled to be examined at the same time on the same day. SEAB will make arrangements for you to take one paper first, followed by a break, before you take the other paper. You will be informed of the arrangements by end August 2021 for the GCE (NIT)-Level and N(A)-Level examinations and by end September 2021 for the GCE O-Level and A-Level examinations. Please contact the Ministry of Education, Customer Service Centre at 6872-2220 if you are not informed of the arrangements by end August or end September 2021 for the respective examinations.
- For more information, please visit our [FAQ](#).

## Get Started

Start a new Registration

2. Click **Start a new Registration**

# 1.2 Registration



## Select Subject(s)

Below are the subjects and papers that are eligible for registration.

Search by Exam Level, Subject Name or Subject Code

Search

Filter

Subject Name	Subject Level	Exam Series	Exam Level	Language Medium	Action
ADDITIONAL MATHEMATICS (4047) <a href="#">View Details</a>	-	MID-YEAR	GCE O-LEVEL	ENGLISH	<a href="#">+ Add Subject</a>
ADDITIONAL MATHEMATICS (REV) (4049) <a href="#">View Details</a>	-	MID-YEAR	GCE O-LEVEL	ENGLISH	<a href="#">+ Add Subject</a>
BENGALI (3215) <a href="#">View Details</a>	-	YEAR-END	GCE O-LEVEL	BENGALI	<a href="#">+ Add Subject</a>
BENGALI (8827) <a href="#">View Details</a>	H1	YEAR-END	GCE A-LEVEL	BENGALI	<a href="#">+ Add Subject</a>
BIOLOGY (6093) <a href="#">View Details</a>	-	MID-YEAR	GCE O-LEVEL	ENGLISH	<a href="#">+ Add Subject</a>

Rows per page: 5 1-5 of 83 < > >>

Back

Confirm Selected Subject(s)

Draft saved at 10 Dec 2021 15:28

3. List of subjects will be displayed

4. Search or Filter for the subject to register

5. To view paper information of each subject, click **View Details** below subject name

YEAR-END GCE O-LEVEL

**ADDITIONAL MATHEMATICS (4047)**

**Mandatory Paper(s)** Paper 1: WRITTEN  
Paper 2: WRITTEN

MID-YEAR GCE O-LEVEL

# 1.3 Registration

## Select Subject(s)

Below are the subjects and papers that are eligible for registration.

Search by Exam Level, Subject Name or Subject Code Search

Filter

Subject Name	Subject Level	Exam Series	Exam Level	Language Medium	Action
ADDITIONAL MATHEMATICS (4047) <a href="#">View Details</a>	-	MID-YEAR	GCE O-LEVEL	ENGLISH	+ Add Subject
ADDITIONAL MATHEMATICS (REV) (4049) <a href="#">View Details</a>	-	MID-YEAR	GCE O-LEVEL	ENGLISH	✓ Added
BENGALI (3215) <a href="#">View Details</a>	-	YEAR-END	GCE O-LEVEL	BENGALI	+ Add Subject
BENGALI (8827) <a href="#">View Details</a>	H1	YEAR-END	GCE A-LEVEL	BENGALI	+ Add Subject
BIOLOGY (6093) <a href="#">View Details</a>	-	MID-YEAR	GCE O-LEVEL	ENGLISH	+ Add Subject

Rows per page: 5 1-5 of 83 < > >>

6. Click **Add Subject** to add a subject to register

7. Click on arrow to view the list of added subjects

[Back](#) [Confirm Selected Subject\(s\)](#)

🕒 Draft saved at 10 Dec 2021 16:16

[Selected Subjects 1](#) ^

# 1.4 Registration

## Select Subject(s)

Below are the subjects and papers that are eligible for registration.

Search by Exam Level, Subject Name or Subject Code Search

Filter

Subject Name	Subject Level	Exam Series	Exam Level	Language Medium	Action
JAPANESE (8835) <a href="#">View Details</a>	H1	YEAR-END	GCE A-LEVEL	JAPANESE	+ Add Subject
LITERATURE IN CHINESE (2031) <a href="#">View Details</a>	-	MID-YEAR	GCE O-LEVEL	CHINESE	+ Add Subject
LITERATURE IN ENGLISH (2065) <a href="#">View Details</a>	-	YEAR-END	GCE O-LEVEL	ENGLISH	+ Add Subject
LITERATURE IN ENGLISH (9509) <a href="#">View Details</a>	H2	YEAR-END	GCE A-LEVEL	ENGLISH	+ Choose Papers
LITERATURE IN ENGLISH (8832) <a href="#">View Details</a>	H1	YEAR-END	GCE A-LEVEL	ENGLISH	+ Add Subject

Rows per page: 5 51-55 of 83 < > >>

8. Click **Choose Papers** if the subject has optional paper(s) or exam series to select

[Back](#)

[Confirm Selected Subject\(s\)](#)

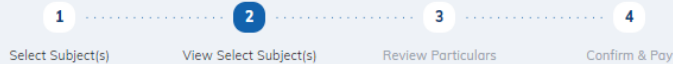
9. After adding all subjects, click **Confirm Selected Subject(s)** to proceed to next step

# 1.5 Registration

## Register for an Exam

### Exam Level

GCE-Level Examination(s)



10. List of selected subjects will be displayed

### View Selected Subject(s)

Subject Name	Subject Level	Exam Series	Exam Level	Language	Action
ADDITIONAL MATHEMATICS (REV) (4049)	-	MID-YEAR	GCE O-LEVEL	ENGLISH	Remove
BIOLOGY (6093)	-	MID-YEAR	GCE O-LEVEL	ENGLISH	Remove

Add More Subjects

Proceed to Review Particulars

Draft saved at 10 Dec 2021 16:32

11. Click **Remove** to remove any selected subject

12. Click **Add More Subjects** to add additional subject(s)

13. Click **Proceed to Review Particulars** if no other changes



# 1.6 Registration



## Confirm Particulars

Personal Particulars

<b>Name</b> candidate-nric-1	<b>Hanyu Pinyin Name</b> Xin jia pa
<b>ID Type</b> NRIC/FIN	<b>NRIC/FIN/Passport No.</b> S000001D
<b>Date of Birth</b> 02 Feb 2020	
<b>Gender</b> Male	
<b>Race</b> Chinese	
<b>Citizenship</b> SINGAPORE CITIZEN	<b>Nationality</b> SINGAPORE CITIZEN
<b>Nationality Issue Date</b> 03 Mar 2020	
<b>Citizenship</b> SINGAPORE CITIZEN	<b>PR Status</b> SINGAPORE CITIZEN
<b>Occupation</b> Information Technology Project Manager	
<b>School</b> Prisons & Detention Centres	

⌵ Contact Information

⌵ Next-of-kin Details

Back   Confirm Particulars

15. Click to expand to view details

14. Edit particulars to update the contact details

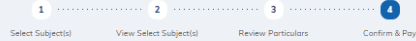
16. Click **Confirm Particulars**

# 1.7 Registration

## Register for an Exam

### Exam Level

GCE-Level Examination(s)



## Confirm Particulars

### Personal Particulars

<b>Name</b>	<b>Hanyu Pinyin Name</b>
candidate-nric-1	Xin jia pa
<b>ID Type</b>	<b>NRIC/FIN/Passport No.</b>
NRIC/FIN	S000001D
<b>Date of Birth</b>	
02 Feb 2020	
<b>Gender</b>	
Male	
<b>Race</b>	
Chinese	
<b>Citizenship</b>	<b>Nationality</b>
SINGAPORE CITIZEN	SINGAPORE CITIZEN
<b>Nationality Issue Date</b>	
03 Mar 2020	
<b>Citizenship</b>	<b>PR Status</b>
SINGAPORE CITIZEN	SINGAPORE CITIZEN
<b>Occupation</b>	
Information Technology Project Manager	

18. Select Declaration

17. Personal particulars, subjects selected and fees will be displayed

## Selected Subject(s) and Exam Fees

### Exam Year

2021

Subject Name	Subject Level	Exam Series	Exam Level	Language Medium	Fees Payable (excl of 7% GST) (SGD)
ADDITIONAL MATHEMATICS (REV) (4048)	-	MID-YEAR	GCE O-LEVEL	ENGLISH	\$50.00
BIOLOGY (8092)	-	MID-YEAR	GCE O-LEVEL	ENGLISH	\$50.00

### GST Reg No.

M9-0008709-C

### GCE O-LEVEL

	Amount (SGD)
Basic Fee	\$510.00
Total Subject Fee	\$510.00
<b>Subtotal</b>	<b>\$510.00</b>

### Total Exam Fees

	Amount (SGD)
Total Payable Fee (Excl. GST)	\$510.00
Goods and Service Tax (GST) 7%	\$37.70
Total Payable Fee (Incl. GST)	\$547.70

**Total Payable \$517.70**

## Declaration

I confirm that I am currently not studying in any government/government-aided/Independent/Specialised school. I have read the examination regulations/instructions and fulfil the requirements to register as a private candidate for GCE (NIT)-, (NIA)-, O- & A-Level examinations; and  
I declare that all information submitted by me in this form is true and correct to the best of my knowledge. I am fully aware that any false information given by me may render this application and the results invalid, the forfeiture of any payment made and/or subject me to prosecution.

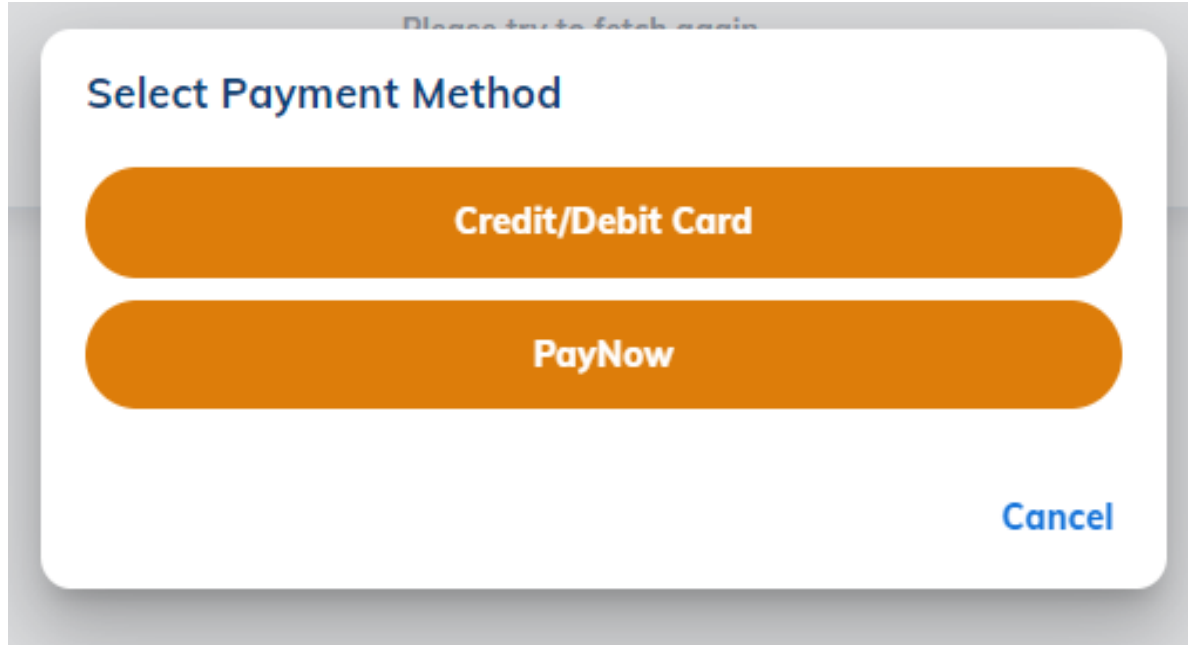
Back

Confirm & Pay

🕒 Draft saved at 10 Dec 2021 16:53

19. Click **Confirm and Pay**

## 1.8 Payment



20. Select Payment method

**Note:** By default, you would only be provided the following payment method options:



- Credit/Debit Card
- PayNow

# 1.9 Payment

## Payment Method: Credit/Debit Card

Merchant Page - Google Chrome	
uat2.enets.sg/GW2/TxnReqListenerToHost	
Display Name	STYL SOLUTIONS
Merchant Reference Code	20210606133445406
Nets Reference Code	20210606133449225
Amount	SGD 107.00

### Payment Methods

Name on Card

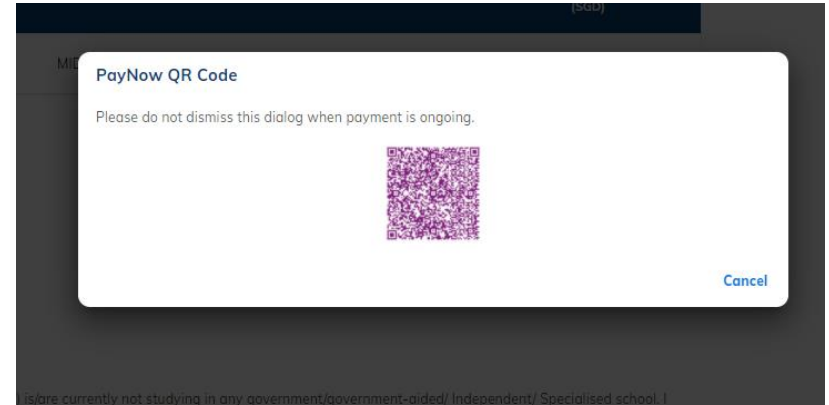
Card Number

CVV/CVV2

Expiry Date

Email (Optional)

## Payment Method: PayNow



21. Make payment based on the payment method selected

# 1.10 Payment



Singapore Examinations and Assessment Board



**Your payment has been successful.**

22. Status of the payment will be displayed

## Payment Successful

**CP Reference No.**

CC20211210165809587

**Transaction No.**

20211210165811122

[Click here to view your transaction details.](#)

[View Transaction Details](#)

23. Click **View Transaction Details**

# 1.11 Payment



Thank you. You have successfully registered for an exam.

**Payment Summary** [View full summary](#)

### Transaction Details

**Transaction Date/Time**

10 Dec 2021 16:58

**Transaction No.**

20211210165811122

**Amount Paid (SGD)**

\$S117.70

**Payment Method**

CREDIT/DEBIT CARD

**Reference No.**

CC20211210165809587

**GST Reg No.**

M9-0008709-C

[View Registered Exam\(s\)](#)

26. Click **View Registered Exam(s)** to view the list of registration(s)

24. Payment summary will be displayed

25. Click **View full summary** to view the details of the registration/transaction

## **2 Private Candidate to View Exam Registration**

## 2.1 View Exam Registration

Home > Registered Exam(s)

### Registered Exam(s)

Registered Application(s) Transaction History

To register for an exam, please go to 'Applying for Exams' in the navigation bar and select the exam level you wish to register for.

Application ID	Exam Level(s)	Application Date/Time	Status	Action(s)
20211210152803963	2021 GCE O-LEVEL	10/12/2021 16:58	Registered	<a href="#">View Registration</a>

If you wish to apply for Access Arrangements, please [click here](#).

1. Click **View Registration** to view details of the registered exam

**Note:** You may click on the link to apply for Access Arrangement if applicable



## 2.2 View Exam Registration

Home > Registered Exam(s) > View Registration

### View Registration

#### Registration Details

[Download Summary](#)

#### Application ID

20211210152803963

#### Application Date/Time

10 Dec 2021 15:28

2. Click **Download Summary** to download a pdf of the receipt

#### Status

Registered

#### Personal Particulars

##### Name

candidate-nric-1

##### Hanyu Pinyin Name

Xtn jia po

##### ID Type

NRIC/FIN

##### NRIC/FIN/Passport No.

S0000001D

##### Date of Birth

02 Feb 2020

##### Gender

Male

##### Race

Chinese

5. Click **Back to Registered Exam(s)** to view the list of registrations

#### Next-of-kin Details

#### Selected Subject(s) and Exam Fees

##### Exam Year

2021

Subject Name	Subject Level	Exam Series	Exam Level	Language Medium	Fees Payable (incl of 7% GST) (SGD)
ADDITIONAL MATHEMATICS (REV) (4049)	-	MID-YEAR	GCE O-LEVEL	ENGLISH	\$550.00
BIOLOGY (6093)	-	MID-YEAR	GCE O-LEVEL	ENGLISH	\$550.00

##### GST Reg No.

M9-0008709-C

##### GCE O-LEVEL

	Amount (SGD)
Basic Fee	\$510.00
Total Subject Fee	\$5100.00
<b>Subtotal</b>	<b>\$5110.00</b>

##### Total Exam Fees

	Amount (SGD)
Total Payable Fee (Excl. GST)	\$5110.00
Goods and Service Tax (GST) 7%	\$57.70
Total Payable Fee (incl. GST)	\$5117.70
<b>Total Payable</b>	<b>\$5117.70</b>

#### Transaction Details

##### CP Reference No.

CC20211210165809587

##### Transaction No.

20211210165811122

##### Payment Method

CREDIT/DEBIT CARD

##### Payment Status

Paid

[Back To Registered Exam\(s\)](#)

[Amend Subject\(s\)](#)

If you wish to withdraw from the examination, please click [here](#).

3. Click **Amend Subject(s)** to amend the subject/paper registered

4. Click the Withdraw link to withdraw the entire registration

## 2.3 View Exam Registration

Home > Registered Exam(s)

### Registered Exam(s)

Registered Application(s) Transaction History

6. Draft will be saved if registration not submitted

To register for an exam, please go to 'Applying for Exams' in the navigation bar and select the exam level you wish to register for.

Application ID	Exam Level(s)	Application Date/Time	Status	Action(s)
20211210172448508	2021 GCE A-LEVEL	10/12/2021 17:24	Draft	<a href="#">Continue Registration</a> <a href="#">Delete</a>

If you wish to apply for Access Arrangements, please [click here](#).

7. Click **Continue Registration** to continue with the application

8. Click **Delete** to delete the draft

**Note:** Only one draft will be created at any point in time