





Singapore Examinations and Assessment Board

**2024**

**SINGAPORE-CAMBRIDGE  
GCE N(T)/N(A)/O-LEVEL**

**EXAMINATION RULES AND REGULATIONS FOR CANDIDATES**



<b>Key to Icon</b>	
	<i>Important Information</i>
	<i>Important dates</i>

## **CONTENTS**

<b>1</b>	<b>INTRODUCTION .....</b>	<b>3</b>
<b>2</b>	<b>EXAMINATION TIME-TABLE AND ENTRY PROOF .....</b>	<b>3</b>
<b>3</b>	<b>EXAMINATION RULES AND REGULATIONS.....</b>	<b>8</b>
<b>4</b>	<b>INSTRUCTIONS FOR SITTING THE EXAMINATIONS.....</b>	<b>13</b>
<b>5</b>	<b>INSTRUCTIONS FOR UNEXPECTED SITUATIONS</b>	
5.1	Hospitalised candidates / Candidates with contagious diseases .....	15
5.2	Adverse conditions .....	15
5.3	Major disruptions .....	17
<b>6</b>	<b>RESULTS AND EXAMINATION CERTIFICATES</b>	
6.1	Release of results .....	18
6.2	Appeal for review of results.....	19
6.3	Examination certificates .....	20
<b>7</b>	<b>ADDITIONAL INSTRUCTIONS</b>	
7.1	Examinations with Multiple Choice Questions (MCQs).....	22
7.2	Listening Comprehensions Examinations.....	22
7.3	Science Practical Examinations.....	22
7.4	Oral Examinations.....	23
7.5	GCE N(T)-, N(A)- and O-Level Art examinations... ..	23
7.6	GCE N(T)-Level Music examinations .....	25
7.7	GCE O-Level Music and Higher Music examinations.....	25
7.8	Geography.....	26
7.9	e-Examinations.....	26
<b>8</b>	<b>ANNEXES</b>	
	Annex A : List of subjects where use of dictionaries is allowed.....	28
	Annex B : Oral Examinations Instructions.....	29
	Annex C : DOs and DON'Ts for the examinations .....	41

## 1 INTRODUCTION

- 1.1 The Singapore Examinations and Assessment Board (SEAB), together with the Ministry of Education, Singapore (MOE) and Cambridge International Education, are the joint examining authorities for the Singapore-Cambridge GCE-Level examinations. The examinations are administered by SEAB.
- 1.2 This document contains the examination rules and regulations that you need to know if you are sitting for the examinations as a school or private candidate.
- 1.3 By registering for the examinations, you agree to comply with the examination instructions, rules and regulations in this booklet and other examination documents issued by SEAB and accept the possible consequences if you breach them.
- 1.4 SEAB may issue additional administrative or procedural instructions for the conduct of specific examinations (e.g. written papers, coursework, oral, and practical papers). You will be informed of the new or updated instructions through your school if you are a school candidate or email notifications to your registered email address if you are a private candidate. The new or updated instructions will also be published on [SEAB's website](https://www.seab.gov.sg) at <https://www.seab.gov.sg>. Unless stated otherwise, they will form part of the examination rules and regulations for the examination year, effective from the date of announcement. You should check with your school or refer to [SEAB's website](https://www.seab.gov.sg) regularly for any updates to the examination rules and regulations, prior to your examinations.
- 1.5 No part of this document, whether image, text or otherwise, may be copied, reproduced, published, adapted, modified, distributed, transmitted, and communicated or by any means without the prior written permission of SEAB.
- 1.6 For clarifications, school candidates should approach your schools. Private candidates should contact SEAB via our [feedback form](https://go.gov.sg/askusseab) at <https://go.gov.sg/askusseab>.

## 2 EXAMINATION TIMETABLE AND ENTRY PROOF

### 2.1 Examination Timetables

The examination timetables are available on [SEAB's website](https://www.seab.gov.sg).

- 2.1.1 **You will be marked as “Absent” if you miss any component for a subject and you will not be awarded a grade for the subject.**
- 2.1.2 There is no re-sitting for all examination papers except for the GCE O-Level Mother Tongue Language Written and Mother Tongue Language Syllabus B Written/Oral/Listening Comprehension examinations. For these Mother Tongue Language examinations, candidates who are eligible may register for the Year-End sitting after the release of the Mid-Year examination results.

## 2.2 Personalised Entry Proof

### 2.2.1 Oral and Listening Comprehension (LC) and Year-End Written Examinations



You will receive your Entry Proof with details of the examination dates, reporting times and examination venues **from 24 June 2024**. **You must bring along this Entry Proof as it will be used to register as proof of attendance for the examination.**

### 2.2.2 GCE O-Level Science Practical Examination



You will be notified of the schedule and venue of each of the practical examinations at least 7 days before that examination's date by the school (for school candidates) or via the registered email provided in the Candidate Portal (for private candidates). For more information, refer to section 7.3.

#### For School Candidates

2.2.3 If you have registered for the Mid-Year examinations, you will receive your Entry Proof from your school from **16 May 2024**.



For the year-end examinations, you will receive the Entry Proof from your school from **24 June 2024**

2.2.4 The Entry Proof will show the following details:

- Your centre / index number,
- Examination venue (shown as school code and centre name),
- The subjects and papers you have registered for, and
- The examination dates and times of your papers.

2.2.5 You must bring along the hardcopy Entry Proof on each examination day together with your NRIC/FIN/Student Pass, as it will be used to verify your attendance at the examination venue. A sample Entry Proof is shown on the next page.

2.2.6 If you have registered for two papers which are scheduled to be examined at the same time on the same day, arrangements will be made for you to take one paper first and have a 45 minute break before you take the next paper. You will be informed of the arrangements through your school by **end-August 2024** for the GCE N(T)-/ N(A)-Level examinations, and by **end-September 2024** for the GCE O-Level examination.



2022 SINGAPORE-CAMBRIDGE GCE O-LEVEL EXAMINATION

Entry Proof for School Candidates



Date: 01-MAR-2022  
Time: 09:00

This is the Centre / Index number assigned to you

Statutory Name : JOHN TAN  
 NRIC/FIN No. : XXXXX123A  
 Centre / Index No. : 2016/ 0999  
 Academic Level : SECONDARY 4  
 School Name : ANG MO KIO SECONDARY SCHOOL  
 Class Name : 1

The examination centre's school code is mentioned to each subject

Subject Code / Paper	Subject Name	Mode of assessment	Exam Series	* School Code	Exam Date	Start Time	Duration	Clash
1160 / 01	CHINESE	WRITTEN	MID-YEAR	3026	30-May-2022	08:00	2 hr 0 min	NO
1160 / 02	CHINESE	WRITTEN	MID-YEAR	3026	30-May-2022	11:00	1 hr 30 min	NO
1160 / 03	CHINESE	LISTENING COMPREHENSION	YEAR-END	3026	05-Jul-2022	14:30	0 hr 30 min	NO
1160 / 03	CHINESE	ORAL	YEAR-END	3026	08-Jul-2022	14:30	0 hr 15 min	NO
1128 / 04	ENGLISH LANGUAGE	ORAL	YEAR-END	3026	21-Jul-2022	14:30	0 hr 20 min	NO
6091 / 03	PHYSICS	SCIENCE PRACTICAL	YEAR-END	3026	03-Oct-2022		1 hr 50 min	NO
6092 / 03	CHEMISTRY	SCIENCE PRACTICAL	YEAR-END	3026	13-Oct-2022		1 hr 50 min	NO
1128 / 03	ENGLISH LANGUAGE	LISTENING COMPREHENSION	YEAR-END	3026	14-Oct-2022	14:30	0 hr 45 min	NO
4048 / 01	MATHEMATICS	WRITTEN	YEAR-END	3026	17-Oct-2022	14:30	2 hr 0 min	NO
1128 / 01	ENGLISH LANGUAGE	WRITTEN	YEAR-END	3026	18-Oct-2022	13:30	1 hr 50 min	NO
1128 / 02	ENGLISH LANGUAGE	WRITTEN	YEAR-END	3026	18-Oct-2022	16:05	1 hr 50 min	NO
2272 / 02	HUMANITIES (SS, GEOGRAPHY)	WRITTEN	YEAR-END	3026	19-Oct-2022	14:30	1 hr 40 min	NO
4048 / 02	MATHEMATICS	WRITTEN	YEAR-END	3026	20-Oct-2022	14:30	2 hr 30 min	NO
4049 / 01	ADDITIONAL MATHEMATICS	WRITTEN	YEAR-END	3026	26-Oct-2022	14:30	2 hr 15 min	NO
6092 / 02	CHEMISTRY	WRITTEN	YEAR-END	3026	27-Oct-2022	14:30	1 hr 45 min	NO
4049 / 02	ADDITIONAL MATHEMATICS	WRITTEN	YEAR-END	3026	28-Oct-2022	14:30	2 hr 15 min	NO
2272 / 01	HUMANITIES (SS, GEOGRAPHY)	WRITTEN	YEAR-END	3026	31-Oct-2022	08:00	1 hr 45 min	NO
6091 / 02	PHYSICS	WRITTEN	YEAR-END	3026	31-Oct-2022	14:00	1 hr 45 min	NO
1160 / 01	CHINESE	WRITTEN	YEAR-END	3026	08-Nov-2022	08:00	2 hr 0 min	NO
1160 / 02	CHINESE	WRITTEN	YEAR-END	3026	08-Nov-2022	11:00	1 hr 30 min	NO
6091 / 01	PHYSICS	WRITTEN	YEAR-END	3026	09-Nov-2022	08:00	1 hr 0 min	NO
6092 / 01	CHEMISTRY	WRITTEN	YEAR-END	3026	10-Nov-2022	14:00	1 hr 0 min	NO
* School Code	Centre Name	Address						
3026	ANG MO KIO SECONDARY SCHOOL	3, ANG MO KIO STREET 22, 569362						

Your examination centre is mentioned here

Instructions to Candidates

1. You are required to bring along this Entry Proof and your photo-identification document (e.g NRIC or Student Pass) bearing the identification number as stated on this Entry Proof when you report for the examination. You have to report to the examination centre at least 30mins before the commencement of the examination.
2. If you are sitting for a Listening Comprehension (LC) examination, you must be seated at your assigned seat in the examination room by the start time of the paper that is indicated in this Entry Proof. Attendance will be taken, and examination instructions will be announced at the start time. The broadcast of the LC examination will begin 30 minutes after the start time. For Practical Examination(s) / Mother Tongue Syllabus B (Year-end) oral Examination/ Higher Music Performing/ Music Performing Examination (where applicable), you will be informed of your examination schedule through your school.
3. For subjects where calculators/dictionaries are allowed, you must ensure that your calculators/dictionaries are listed in the "Approved Calculator List"/ "Approved Dictionary List". The lists can be found online at [www.seab.gov.sg](http://www.seab.gov.sg). It is important that you read and be familiar with the "Instructions For Candidates Affected By A Major Disruption" document which can be found online at [www.seab.gov.sg](http://www.seab.gov.sg).

To Note:

1. Candidates sitting the GCE N(A), N(T), O or/and A-Level Examinations are required to observe and comply with all instructions and regulations governing the examinations. These are stated in the "Examination Rules and Regulations for School Candidates" booklet which will be given to all school candidates through their schools. Candidates must also observe and comply with any additional instructions and procedures that SEAB may announce nearer to the examination dates. School candidates will be informed of any updates of instructions and procedures through their schools.
2. The possession of any electronic/communication devices (e.g. mobile phones, tablets)/computerised aids (e.g. computerised wrist watches) is strictly not allowed in the examination premises (e.g. examination room/hall, quarantine room, waiting room). Candidates who are found with these devices may be prohibited from taking the examination, expelled from the examination room, refused entry for subsequent papers, have their results terminated or a grade penalty and/or be banned from registering for the examinations in future years.

End of Entry Proof

### For Private Candidates

2.2.7



If you have registered for the Mid-Year examinations, you will receive an email notification from Candidates Portal (CP) to download your Entry Proof from **16 May 2024**.

If you have registered for the Year-End examinations, you will receive an email notification from Candidates Portal (CP) to download your Entry Proof from **24 June 2024**.

2.2.8

Your Entry Proof will show the following details:

- Your centre / index number,
- Examination venue (shown as school code and centre name),
- The subjects and papers you have registered for, and
- The examination dates and time of your papers.

2.2.9

Please contact SEAB via our [feedback form](#) at <https://go.gov.sg/askusseab> if you do not receive your Entry Proof for Mid-Year examinations by 21 May 2024 or Year-End examinations by 27 June 2024.

2.2.10

You must bring along the hardcopy Entry Proof on each examination day together with your NRIC/FIN, as it will be used to verify your attendance at the examination venue. A sample Entry Proof is shown on the next page.

2.2.11

You must indicate your postal address correctly during registration. Your postal address will be used to send the examination certificate(s) to you.

Where possible, SEAB will post you to examination centres near your postal address for your examination(s). As the posting of the candidates is also dependent on other factors including the available examination centres for private candidates and the capacity in these centres, **you may not be assigned to examination centres that are nearest to your postal address**. Please check your Entry Proof for the exact venue for the different subjects registered.

2.2.12

As there is a large number of papers and different combinations of subjects offered to all candidates, you may have two papers that are scheduled at the same time on the same day. Arrangements will be made for you to take one paper first and have a 45 minute break before your next paper. You will be informed of the arrangements through SEAB by **end-August 2024** for the GCE N(T)-/ N(A)-Level examinations, and by **end-September 2024** for the GCE O-Level examinations. Please contact SEAB via our [feedback form](#) at <https://go.gov.sg/askusseab> if you are not informed of the arrangements by the respective timelines indicated above.

Sample Entry Proof for Private Candidates



2022 SINGAPORE-CAMBRIDGE GCE O-LEVEL EXAMINATION  
Entry Proof for Private Candidates



TAY MARY  
1 HOLLAND ROAD  
#04-000  
SINGAPORE 760000

Date: 01-MAR-2022  
Time: 09:00

This is the Centre / Index number assigned to you

The examination centre's school code is mentioned to each subject

Statutory Name : TAY MARY  
NRIC/FIN No. : XXXX234B  
Centre / Index No. : 2412 / 2999

Subject Code / Paper	Subject Name	Mode of assessment	Exam Series	* School Code	Exam Date	Start Time	Duration	Clash
1128 / 04	ENGLISH LANGUAGE	ORAL	YEAR-END		25-Jul-2022	14:30	0 hr 20 min	NO
5078 / 05	SCIENCE (CHEM/BIO)	SCIENCE PRACTICAL	YEAR-END		08-Oct-2022		1 hr 30 min	NO
1128 / 03	ENGLISH LANGUAGE	LISTENING COMPREHENSION	YEAR-END	3507	14-Oct-2022	14:30	0 hr 45 min	NO
4048 / 01	MATHEMATICS	WRITTEN	YEAR-END	3507	17-Oct-2022	14:30	2 hr 0 min	NO
1128 / 01	ENGLISH LANGUAGE	WRITTEN	YEAR-END	3507	18-Oct-2022	13:30	1 hr 50 min	NO
1128 / 02	ENGLISH LANGUAGE	WRITTEN	YEAR-END	3507	18-Oct-2022	16:05	1 hr 50 min	NO
2272 / 02	HUMANITIES (SS, GEOGRAPHY)	WRITTEN	YEAR-END	3507	19-Oct-2022	14:30	1 hr 40 min	NO
4048 / 02	MATHEMATICS	WRITTEN	YEAR-END	3507	20-Oct-2022	14:30	2 hr 30 min	NO
4049 / 01	ADDITIONAL MATHEMATICS	WRITTEN	YEAR-END	3507	26-Oct-2022	14:30	2 hr 15 min	NO
5078 / 03	SCIENCE (CHEM/BIO)	WRITTEN	YEAR-END	3507	27-Oct-2022	14:30	1 hr 15 min	NO
4049 / 02	ADDITIONAL MATHEMATICS	WRITTEN	YEAR-END	3507	28-Oct-2022	14:30	2 hr 15 min	NO
2272 / 01	HUMANITIES (SS, GEOGRAPHY)	WRITTEN	YEAR-END	3507	31-Oct-2022	08:00	1 hr 45 min	NO
5078 / 04	SCIENCE (CHEM/BIO)	WRITTEN	YEAR-END	3507	01-Nov-2022	14:00	1 hr 15 min	NO
7087 / 01	PRINCIPLES OF ACCOUNTS (REV)	WRITTEN	YEAR-END	3507	02-Nov-2022	14:00	1 hr 0 min	NO
7087 / 02	PRINCIPLES OF ACCOUNTS (REV)	WRITTEN	YEAR-END	3507	04-Nov-2022	08:00	2 hr 0 min	NO
5078 / 01	SCIENCE (CHEM/BIO)	WRITTEN	YEAR-END	3507	09-Nov-2022	14:00	1 hr 0 min	NO
* School Code	Centre Name	Address						
3507	NEW TOWN SECONDARY SCHOOL	1020, DOVER ROAD, 139657						

Your examination centre is mentioned here

Instructions to Candidates

- You are required to bring along this Entry Proof and your photo-identification document (e.g. NRIC or Passport or Printed Copy of Digital Student Pass) bearing the identification number as stated on this Entry Proof when you report for the examination. You have to report to the examination centre at least 30 minutes before the commencement of the examination.
- If you are sitting for a Listening Comprehension (LC) examination, you must be seated at your assigned seat in the examination room by the start time of the paper that is indicated in this Entry Proof. Attendance will be taken and examination instructions will be announced at the start time. The broadcast of the LC examination will begin 30 minutes after the start time.
- If you are sitting for a Science Practical Examination, you will be notified of your examination schedule, at least 7 days before the examination, by email or post. Contact SEAB at [www.seab.gov.sg/contactus](http://www.seab.gov.sg/contactus) if you did not receive your examination schedule before the examination. For subjects where calculators/dictionaries are allowed, you must ensure that your calculators/dictionaries are listed in the "Approved Calculator List"/ "Approved Dictionary List". The lists can be found online at [www.seab.gov.sg](http://www.seab.gov.sg). It is important that you read and be familiar with the "Instructions For Candidates Affected By A Major Disruption" document which can be found online at [www.seab.gov.sg](http://www.seab.gov.sg).

To Note:

- Candidates sitting the GCE N(A), N(T), O or/and A-Level Examinations are required to observe and comply with all instructions and regulations governing the examinations. These are stated in the "Examination Rules and Regulations for Private Candidates" document. The instruction document can be found online at [www.seab.gov.sg](http://www.seab.gov.sg). Candidates must also observe and comply with any additional instructions and procedures that SEAB may announce nearer to the examination dates. Candidates should refer to SEAB website at [www.seab.gov.sg](http://www.seab.gov.sg) for updates of instructions and procedures before sitting for the examination.
- The possession of any electronic/communication devices (e.g. mobile phones, tablets)/computerised aids (e.g. computerised wrist watches) is strictly not allowed in the examination premises (e.g. examination room/hall, quarantine room, waiting room). Candidates who are found with these devices may be prohibited from taking the examination, expelled from the examination room, refused entry for subsequent papers, have their results terminated or a grade penalty and/or be banned from registering for the examinations in future years.

End of Entry Proof

### 3 EXAMINATION RULES AND REGULATIONS

Candidates must be familiar with and comply with all examination rules and regulations. Candidates who have registered for the examinations are deemed by SEAB to have read and understood the rules and regulations. Candidates who contravene the examination rules and regulations may be prohibited from taking the examination(s), be expelled from examination premise, refused entry for subsequent papers, have his/her results annulled, given a grade penalty, have his/her results and/or examination certificate withheld or confiscated, banned from future exam, or reported to the police for investigation.

#### 3.1 You must not have the following items in your possession within the examination premises (e.g. examination venue, quarantine room, waiting room):

##### 3.1.1 Any unauthorised electronic, communication, smart or computerised devices.

Examples of unauthorised devices include but are not limited to:

- **Computerised devices**
  - Tablet
  - Pocket PC
  - Personal Digital Assistant
  - Digital diary
  - eBook
- **Communication devices**
  - Mobile phone
  - Smart watch
  - Earphones / Wireless earbuds
- **Smart devices**
  - Smart watch
  - Smart glasses
  - Fitness tracker
- **Other Electronic devices**
  - Camera
  - Audio recorder / player
  - Gaming device
  - Storage device

##### 3.1.2 Any unauthorised materials.

Examples of unauthorised materials include but are not limited to:

- Question paper(s) from previous examinations
- Writing paper
- Sticky note
- Book
- Notes / reference materials
- Conversion table / Formulae sheet in mathematical set or calculator cover

**All stationery / belongings taken into the examination venue (e.g. pencil case, calculator(s), mathematical set, ruler, entry proof / folder containing entry proof) must not have any unauthorised notes / information written on them.**

3.2 **You must check your belongings** (e.g. folder(s), pockets, pencil case, jacket, etc) to ensure that there is no unauthorised item before entering the examination premises and before sitting for your Oral Exam Silent Preparation.

3.3 **You must not commit or attempt any acts of dishonesty or support such acts.**

For example, writing information / notes on any part(s) of your body, taking the examination on another person's behalf, possessing unauthorised devices and unauthorised materials, as well as giving answers to or obtaining answers from another candidate.

pro



- 3.4 **You must not commit plagiarism or support such acts.**  
For example, copying someone else's work, submitting work not of your own effort or not acknowledging the sources of information used in your work from internet, books, generative AI tools, etc. are not allowed.
- 3.5 **You must not communicate or attempt to communicate with other candidate(s) / unauthorised person(s)** during the examination, or during any other occasions when communication is prohibited. For example, when the answer scripts are being collected, or during your movement to the quarantine area.
- 3.6 You should always face the front and **not attempt to look around** during the examination to avoid any misunderstanding that you were attempting to commit a dishonest act.
- 3.7 **You must not exhibit improper conduct or misbehaviour** during the examination.  
For example, disturb other candidates, or disobey instructions from examination personnel.
- 3.8 **You must not leave the examination venue, quarantine or holding room** unescorted or without permission from the examination personnel. You will not be compensated for any time spent on toilet breaks.
- 3.9 **You must not flip open or turn over the question paper or start the examination** until you are instructed to do so.
- 3.10 **You must not write or draw anything that is offensive or obscene** in your answers.
- 3.11 **You must stop writing/working on your answers and close the answer booklet (if applicable)** immediately when the invigilator makes the announcement to end the examination.
- 3.12 **You should lower your screen and cover/close your answer booklet(s)** so that other candidates cannot see your screen / booklet if you need to leave your desk during the exams.
- 3.13 **You must not remove any examination material(s) and stationery** without permission. These can include:
- answer booklet(s), writing paper(s), storage device(s) and other used or unused examination stationery from the examination venue;
  - coursework material(s) / artefact(s) from the examination centre without seeking prior approval from SEAB;
  - laboratory equipment, device(s) and chemical(s).

3.14

**For School Candidates**

You must not submit coursework (in part or whole) which has been submitted for past examinations. The same coursework (in part or whole) must not be submitted for more than one paper.

3.15

### **For School Candidates**

You must be in the appropriate school attire as approved by the school. Wearing of full school uniform is not required. If you are wearing outerwear (e.g. jacket, cardigan, windbreaker, sweater) into the examination venue, **you must ensure that your outerwear does not have any unauthorised materials or devices**. You may be asked to remove the outerwear for checks by examination personnel before or during the examinations.

3.16

### **For Private Candidates**

**You must be in an attire which is appropriate for a school environment.** If you are wearing outerwear (e.g. jacket, cardigan, windbreaker, sweater) into the examination venue, **you must ensure that your outerwear does not have any unauthorised materials or devices**. You may be asked to remove the outerwear for checks by examination personnel before or during the examinations.

#### **Minimum Attire Requirements**

##### **Male**

- Short sleeved T-shirts
- Jeans/ long pants or knee-length bermudas
- Covered shoes
- Natural/black/dark brown hair colour

##### **Female**

- Sleeved tops and knee length bottoms
- Covered shoes or buckled sandals
- No flip-flops
- Natural/black/dark brown hair colour

**For Science Practical examinations, it is compulsory for candidates to wear covered shoes and long pants/trousers for safety reasons.**

### **Use of Calculators and Dictionaries**

3.17 Only approved calculators and dictionaries are allowed into the examination venue for examinations which allow the use of calculators and dictionaries. Any non-compliance will be considered as a breach of the examination rules and regulations, and you may be penalised.



### Use of calculators

You are only allowed to use the approved calculator models listed on [SEAB's website](https://www.seab.gov.sg/home/examinations/approvedcalculators) at <https://www.seab.gov.sg/home/examinations/approvedcalculators>. The calculators used in the national examinations should have the following minimum features:

- Four arithmetic operations (+, −, ×, ÷) including the order of operations and use of brackets;
- Fractional function which retains the fraction in the form 'a/b' and 'a b/c';
- Square root ( $\sqrt{\quad}$ ) and cube root ( $\sqrt[3]{\quad}$ ) functions, and;
- Value of Pi ( $\pi$ ).

The use of any calculator with unacceptable features or that allows for the retrieval of information / programmes during the examinations is an infringement of the rules and regulations. The Invigilator will check and remove your calculator(s) during the examinations if it is not approved for use.

- 3.18.1 **You are responsible for the working condition of your calculator(s).** Any malfunction of your calculator during the examination will not be accepted as justification for special consideration. You may bring more than one approved calculator into the examination venue.
- 3.18.2 **You are not allowed to share calculator(s)** with another candidate during the examination.
- 3.18.3 Your scientific calculator **must not** be programmable or have permanent features of a programmed kind (e.g. calculators capable of numerical integration and / or numerical differentiation). You are **not allowed to use the audio output** (if any) on your calculator unless pre-approved.
- 3.18.4 You are not allowed to use the following types of calculators:
- Calculators with **an external storage function** that allow users to input and store data via external storage media (e.g. memory cards, tapes, and plug-in modules);
  - Calculators with wireless communication capability with other machines;
  - Calculators with capabilities for storing and playing back audio recording.
- 3.18.5 Your calculator and its cover **must not have any** mathematical formulas, conversion table, instructions or handwritings. If your calculator contains such information and if they cannot be removed, the information must be securely covered and you must inform the examination personnel of this before the start of the examination.
- 3.18.6 The original model number and brand must be indicated clearly on the calculator for verification purposes.
- 3.18.7 You do not need to obtain a sticker from SEAB to label an approved calculator. However, for school candidates, your school might issue you with one for administrative reasons, and you can paste the sticker on your calculator.

- 3.18.8 You would be considered to have breached the examination rules and regulations if you are found in possession of a calculator with unacceptable features and/or attempt to retrieve information / programmes from the calculator during the examinations. Your calculator may also be confiscated for the duration of your examinations.

3.19



**Use of dictionaries:**

- You are only allowed to use approved printed dictionaries or handheld electronic dictionaries (e-dictionaries) for subjects that are listed in [Annex A \(For GCE N\(A\)- & O-Level\)](#). The list of approved dictionaries is found on [SEAB's website](https://www.seab.gov.sg/home/examinations/approveddictionaries) at <https://www.seab.gov.sg/home/examinations/approveddictionaries>.
- **There is no approved list of dictionaries for Non-Tamil Indian Languages (NTIL), GCE O-Level Arabic as a 3<sup>rd</sup> Language and GCE O-Level Bahasa Indonesia as a 3<sup>rd</sup> Language. Any monolingual dictionary for those examinations may be used.**
- **No annotation(s) on any page of the dictionary is allowed (e.g. written notes, post-it pads, highlights and quick tabs).**
- The Invigilator will check and remove your dictionary during the examinations if it is not approved for use.

- 3.19.1 **You must not have** any dictionary with you if the use of a dictionary is prohibited for the examination paper that you are sitting.

- 3.19.2 Your e-dictionaries must be battery operated and set to the silent mode. Ear-pieces / headphones are not permitted in the examination venue.

Note: It is your responsibility to have a replacement set of batteries during your examination.

- 3.19.3 Any fault with your e-dictionary during the examination will not be accepted as justification for special consideration. If required, **you may bring more than one approved e-dictionary into the examination venue.**

- 3.19.4 You **must remove any external storage media** (e.g. memory card and plug-in modules) from your e-dictionary before the examination if your e-dictionary has an external storage function.

- 3.19.5 You would be considered to have breached the examination rules and regulations if you are found in possession of a dictionary with annotations or unacceptable features and/or attempt to retrieve information / programmes from the dictionary during the examinations. Your dictionary may also be confiscated for the duration of your examinations.

## 3.20 Ownership of Examination Materials

- 3.20.1 The national examination materials (e.g. examination question papers and answer scripts) are copyrighted and **must not be disseminated, published, reproduced in any other form or posted online**, without prior permission from SEAB. SEAB will take necessary actions if there are any suspected copyright infringements.

- 3.20.2 SEAB may recall any issued documents (including result slips and examination certificates) from you at any time at its sole discretion. Reasons for such recalls include, but are not limited to, a discovery that a candidate had committed a serious breach of the examination rules and regulations. In such cases, the candidate must return the required documents to SEAB without delay. A failure to comply may result in legal proceedings against the candidate to recover such documents and the associated costs.
- 3.20.3 All materials submitted for examination purposes (e.g. examination scripts, materials submitted for coursework, project work and research work) are deemed as examination materials and their rights shall be assigned to SEAB.
- 3.20.4 By registering for the examinations offered by SEAB, you shall assign your rights in the examination materials to SEAB, and acknowledge that SEAB may collect, use and disclose your data for the purpose of carrying out all functions and duties of the SEAB under the SEAB Act 2003.
- 3.20.5 **Examination centres and candidates are not permitted to submit** examination materials for exhibition, competition, publication or for any other purposes without the authorisation of the Chief Executive, SEAB.
- 3.20.6 SEAB may return coursework materials to the examination centres at its own discretion. While steps will be taken to avoid any damage to the coursework materials, SEAB will not be held responsible for any loss of or damage to the materials during or after marking. If your coursework materials are not returned, and should you require the coursework materials to be returned to support any applications, you should write to SEAB via our [feedback form](#) at <https://go.gov.sg/askusseab> immediately after the release of the results to request for the materials. SEAB will assess your request on a case-by-case basis.



**If you fail to comply with above-mentioned rules and regulations or any other additional instructions issued by SEAB for any specific examination paper or subject, you would be deemed to have breached the examination rules and regulations. As a result, you may:**

- **Be prohibited from taking the examination(s);**
- **Be expelled from the examination premise;**
- **Be refused entry for subsequent papers;**
- **Have your results annulled or be imposed with a grade penalty;**
- **Have your results and / or examination certificate withheld or confiscated;**
- **Be banned from registering for future examination(s); and/or**
- **Be reported to the police for investigation and consequential prosecution.**

## 4 INSTRUCTIONS FOR SITTING YOUR EXAMINATIONS

### 4.1 Reporting for your examination

4.1.1 You are required to report to your examination centre **at least 30 minutes** before the start of the examination. You must be seated at your assigned desk at least 15 minutes before the start of the examination. **For Listening Comprehension Examinations, you must be seated at your assigned desk at least 30 minutes before the start of the examination** (refer to [Section 7.2](#) for more details).

4.1.2 **You will not be given any make-up time** if you report late for your examination. **If you report after the end of your examination, you will be marked as absent for the paper and will receive an “Absent” grade for the subject.**

### 4.2 During your examination

4.2.1 You must **not** flip open the question paper and answer booklet or start reading and writing unless you are told to do so by the examination personnel.

4.2.2 **You must place your Entry Proof and Photo identification document (e.g. NRIC / Passport / Driver’s License / Foreign Identification Documents / Student Concession Pass) on your desk throughout the examination.** The photo identification document should contain the name and identification number used for your registration for your examination.

4.2.3 **Access Arrangements (AA):** If you are granted AA, you should present the AA outcome letter to the examination personnel before the start of the examination. You must alert the examination personnel immediately if your approved AA is not given to you.

4.2.4 You should **use 2B pencils for shading of the Personalised Multiple Choice Answer Sheet (PMCAS)**. A soft eraser should be used if you wish to change your answers.

4.2.5 You should write your answers clearly in **blue /black ballpoint pen**.

4.2.6 You **should not** use highlighters to highlight any part of your answers as this may affect the legibility of the answers. You are allowed to highlight the questions in the question papers and answer booklets.

4.2.7 You must submit your answers in the language in which the question paper is set, unless instructed otherwise by the questions.

4.2.8 You are advised not to use **correction fluid/ tape** in the national examinations. There have been instances where the use of correction fluid had affected the legibility of the examination answer scripts. There have also been instances where answers were left incomplete after the correction fluid/ tape had been applied. In addition, answer scripts with correction fluid/ tape may be damaged if they are scanned.

4.2.9 **You are not allowed to eat** in the examination venue. You can drink water and the water bottle must be placed on the floor next to your seat.

## 5 INSTRUCTIONS FOR UNEXPECTED SITUATIONS

5.1



If you are hospitalised or suffering from contagious diseases (e.g. chicken pox), you **must inform your school (for school candidates) or SEAB via our [feedback form](#) (for private candidates) as soon as you have seen a doctor.**

Arrangements can be made for you to sit the examination if:

- you have been certified as medically fit by a qualified medical practitioner to sit for the examination; and
- your request to sit for the examination is submitted through your school to SEAB (for school candidates) or directly to SEAB **via our [feedback form](#)** at <https://go.gov.sg/askusseab> (for private candidates) before the start of examination.

SEAB can arrange for you to take the examination in the hospital if you are hospitalised, at your own school or designated examination centre if you have certain types of contagious diseases. You will have to use your own stationery, dictionary, calculator etc when you sit your examination in the hospital, at your own school or at your designated examination centre.

5.2 If you are **unable to sit for an examination** conducted at your own school or at centralised examination centres **due to unforeseen situations** or **have sat an examination under adverse conditions** (e.g. medical reasons, bereavement, physical injuries) at your own school or at centralised examination centres, you may apply for Special Consideration (SC), **provided:**

- 5.2.1 You have **completed at least 50% of the component weighting for the affected subject; and**
- 5.2.2 You have the relevant evidence and supporting documents to support your application (e.g. medical report / statement from a qualified medical practitioner or a death certificate due to bereavement reason).
- 5.2.3 All SC applications due to medical illness must be supported by a medical report/statement from a qualified medical practitioner or relevant supporting documents.
- The medical report / statement must clearly state the **doctor's diagnosis** and be dated **before or on the same day** as the affected examination date(s), and state that you were **unwell while taking the examination or are unfit** to take the examination.
  - Medical documents submitted with dates not covering the assessment and examination date(s)/period will not be accepted.
  - We would not be able to process SC applications if the medical certificates do not contain the doctor's diagnosis.

5.2.4

**For School Candidates**

You must inform your school early before the start of the affected examination paper or immediately after the affected examination paper (including papers examined in own school or in other examination centres), if you have been adversely affected by an event.

You may submit SC application(s) with the supporting document(s) to SEAB through your school no later than 3 working days after the day of examination. Late application will not be accepted after **the deadlines as stipulated in Para 5.2.6.**

5.2.5

**For Private Candidates**

If you are affected by an event for any examination paper, you may submit SC application(s) with the supporting document(s) through SEAB Candidates Portal (CP) at <https://myexams.seab.gov.sg/auth/login> using your Singpass or your username & password used during registration no later than 3 working days after the day of examination. Upon login, click on Making Requests > Special Consideration. Late application will not be accepted after **the deadlines as stipulated in Para 5.2.6.**

For clarification on Special Consideration matters, you may send an e-mail to [SEAB GCE SC@seab.gov.sg](mailto:SEAB_GCE_SC@seab.gov.sg)

5.2.6



Please inform your school / SEAB early, as you must submit your completed SC application(s) with the supporting documents, no later than 3 working days after the last day of the examination level's examination. ***Late submissions or applications with incomplete information or supporting documents from the below deadlines would not be processed.*** The **latest date** for submission of SC for each examination are as follows:

Latest date for submission of SC application	Exam Level	Remarks
By 30 Jul 2024 (Tue)	O-level	<b>Mid-year</b> Mother Tongue Language (MTL)/MTL B examination Oral and Listening Comprehension (LC) Exams conducted in Jul)
By 24 Sep 2024 (Tue)	N-level	For papers <b>examined in Sep</b>
By 11 Oct 2024 (Fri)		For papers <b>examined in Oct</b>
By 18 Oct 2024 (Fri)	O-level	For <b>Science Practical</b> papers
By 14 Nov 2024 (Thurs)		For <b>Year-end</b> papers

**Note:** All School and Private Candidates are advised to submit the SC application(s) and supporting document(s) to the schools or via Candidates Portal by the submission deadlines to allow timely processing of the applications. Late submissions or applications with incomplete information or supporting documents from the deadlines stated above would not be processed.



### 5.3 Major Disruptions (e.g. Train Service Disruption, Massive Traffic Jam or Flood on an Examinations Day)

- In the event of a major train service disruption, you **do not** have to obtain any documentation from the train operators.
- The list of examination centres near MRT / LRT stations can be obtained from:
  - [SEAB's website](https://www.seab.gov.sg/) at <https://www.seab.gov.sg/>;
  - SEAB's advisory posters at the MRT stations; and
  - LTA's 'MyTransport.SG' app

You should go through and familiarise yourself with the list **at least one week before the start of your examinations.**

5.3.1 If you can arrive at your designated examination centre **before the end of the paper:**

5.3.1.1 You should still make your way to your designated examination centre;

5.3.1.2 You will be given the full duration to sit the paper **if you arrive before the end of the paper.**

5.3.2 If you are unable to arrive at your designated examination centre before the end of the paper:

5.3.2.1 You can head to an examination centre nearest to you to take your examination. School candidates should inform your school and private candidates should [contact SEAB](https://www.seab.gov.sg/home/about-us/contact-us) at <https://www.seab.gov.sg/home/about-us/contact-us> immediately to notify SEAB of the examination centre that you are heading to;

5.3.2.2 You should follow the instructions provided at the train station on the bridging transport services available, or head to the Passenger Service Centre for assistance (if you are caught in a major train service disruption).

5.3.3 If you arrive at the examination centre after the paper has ended or are unable to reach an examination centre at all, school candidates should inform your school and private candidates should [contact SEAB](https://www.seab.gov.sg/home/about-us/contact-us) at <https://www.seab.gov.sg/home/about-us/contact-us> immediately.



You may be posted to another examination centre to take your examinations for certain subjects such as Music Practical, Science Practical, Art and Foreign Language examinations.

**For such papers, you must still report to the designated examination centre indicated on your entry proof** even if you are unable to reach the examination centre before the end of the paper.

5.3.4 If you have any enquiries regarding the major train service disruptions, school candidates should contact your school and private candidates should contact SEAB via our [feedback form](https://go.gov.sg/askusseab) at <https://go.gov.sg/askusseab>.

## 6 RESULTS AND EXAMINATION CERTIFICATES

### 6.1 Release of Results

	<b>Tentative Dates of Results Release for Mid-Year examinations</b>	<b>Tentative Dates of Results Release for Year-End examinations</b>
<b>GCE N(T)/N(A)-Level</b>		Mid-December of the examination year
<b>GCE O-Level</b>	End-August of the examination year	Mid-January of the following year

#### 6.1.1

##### **For School Candidates**

**Result Release for Mid-Year and Year-End:** You will be issued your examination results through your school on the day of result release.

#### 6.1.2

##### **For Private Candidates**

**Result Release for Mid-Year:** You can view your Mid-Year examination results online via [SEAB Candidates Portal](#). You may register to re-sit MTL Written examinations at the Year-End examination. The better MTL grade will be reflected when the Year-End results are released.


**Result Release for Year-End:** You can view your Year-End examination results online via [SEAB Candidates Portal](#). Your examination certificate will be mailed to the postal address that you have provided to SEAB within five (5) working days from the date of the results release.

If you are eligible for Singpass, you can view your examination results online via [SEAB's Candidates Portal](#) with your Singpass account.

If your Singpass PIN had expired, you can reset your password instantly online or request for a new PIN mailer via the [Singpass website](#).

If you are not eligible for Singpass, i.e. International Students, SEAB will send a system-generated username to your email address a few days before your examination's results release exercise.

**Note:** The Singpass has been enhanced with a Two-Factor Authentication (2FA) for all e-government transactions that display sensitive individual data or those that require a high level of identity assurance. The SEAB's Candidates Portal is one such e-government service that requires a 2FA login. If you are eligible to apply for Singpass, you are advised to visit the [Singpass website](#) at <https://www.singpass.gov.sg> to register, activate and link your mobile phone / token with your Singpass account.

- 6.1.3 If there is cause for suspicion that any examination rules or regulations have been breached, SEAB may withhold your results until investigations are completed.
- 6.1.4 It is compulsory that you sit for all registered components of a subject, such as the Oral, Listening Comprehension, Coursework, Practical and Written papers. **You will receive an “Absent” grade for the subject if you do not turn up for one or more components unless you have been granted an exemption by SEAB for that component.**
- 6.1.5  **Candidates who withdraw from the examinations will have their national examination registration records deleted. These candidates will not receive any results or examination certificates for any subjects or components that they have sat for. If examination results, such as the Mid-Year MTL examination results have already been released, the results will be invalidated.**

## 6.2 Appeal for Review of Results

- 6.2.1 You may apply to review your examination results if you feel that the grade you have obtained does not accurately reflect your achievement in the subject. An appeal fee will be charged for each subject.
- 6.2.2 Please note that the appeal process includes a review of the marking and a full clerical re-check on the accuracy of mark entries. The review will be carried out by a senior marker who is different from the original marker. All scripts are carefully marked by experienced teachers who teach the subject and who have undergone the required training before marking. These marked scripts are also reviewed and checked carefully during the appeal process by the senior markers. Hence, SEAB does not release the marked scripts to the candidates.

### 6.2.3 **For School Candidates**

You must submit your appeal application and make payment to your school if you wish for SEAB to review your examination results **within five (5) working days** from the day of results release. Late applications after the deadline will not be accepted.

### 6.2.4 **For Private Candidates**

You must submit your appeal application and make payment through [SEAB's Candidates Portal](#), **within five (5) working days** from the day of results release. Late applications after the deadline will not be accepted.

After submitting your application and making the payment, your appeal will be processed. Please note that once submitted, the application cannot be withdrawn, and no refunds will be provided.

For clarifications, please contact SEAB via the [feedback form](#) at <https://go.gov.sg/askusseab>.

- 6.2.5 You can expect to receive the outcome within six (6) weeks after the appeal deadline. School candidates will receive through their schools and private candidates will receive an email from SEAB to their registered email address. Should your appeal result in a

change in examination results, the examination results will be adjusted accordingly, and a replacement examination certificate will be issued to you.

### 6.3 Examination Certificates

#### 6.3.1 Eligibility for the Award of Examination Certificates



##### GCE N(T)-Level

- Candidates who obtain a Grade D or better in at least one subject will receive a Singapore-Cambridge General Certificate of Education Normal (Technical) Level certificate.

##### GCE N(A)-Level

- Candidates who obtain a Grade 5 or better in at least one subject will receive a Singapore-Cambridge General Certificate of Education Normal (Academic) Level certificate.

##### GCE O-Level

- Candidates who obtain a Grade 6 or better in at least one subject will receive a Singapore-Cambridge General Certificate of Education Ordinary Level certificate.

#### 6.3.2 Grading Systems

NORMAL (ACADEMIC) LEVEL GRADES	REMARKS
1, 2, 3, 4, 5, 6 where Grade 1 is the highest and Grade 6 is the lowest.	Grade 6 denotes that the candidate's performance has not met the minimum requirements of the subject.
<ul style="list-style-type: none"> <li>• Performance in Oral / Aural Examination in Chinese, Malay, Tamil Languages is indicated as Distinction, Merit, Pass or Ungraded.</li> <li>• Subjects that are denoted as "ABSENT" will not be shown on the certificate.</li> </ul>	

NORMAL (TECHNICAL) LEVEL GRADES	REMARKS
A, B, C, D, E where Grade A is the highest and Grade E is the lowest.	Grade E denotes that the candidate's performance has not met the minimum requirements of the subject.
<ul style="list-style-type: none"> <li>• Subjects that are denoted as "ABSENT" will not be shown on the certificate.</li> </ul>	

ORDINARY LEVEL GRADES	REMARKS
The grades for GCE O-Level subjects are A1, A2, B3, B4, C5, C6, D7, E8 and 9 (Grade A1 is the highest and Grade 9 the lowest).	Grade 9 denotes that the candidate's performance has not met the minimum requirements of the subject.
<ul style="list-style-type: none"> <li>• Performance in Oral / Aural Examination in Chinese, Malay, Tamil Languages is indicated as Distinction, Merit, Pass or Ungraded.</li> <li>• Subjects that are denoted as "ABSENT" will not be shown on the certificate.</li> </ul>	

### 6.3.3 **For School Candidates**

Candidates may request a reprint of their examination certificate only if their name has been printed wrongly due to a misspelling. You must request for a reprint through your school within five (5) working days from the day of the result release. There will be a service charge for this request.

### 6.3.4 **For Private Candidates who are eligible to receive examination certificate**

Your examination certificate will be mailed to the postal address that you have provided to SEAB within five (5) working days from the date of the results release. This includes the Mid-Year Mother Tongue Language subject in the GCE O-Level examinations, if you meet the award criteria.

6.3.4.1 An undelivered examination certificates due to an invalid mailing address will be returned to SEAB. Examination certificates that are not collected from SEAB **within two (2) weeks from the dates of result release** will be destroyed. No replacements will be issued after this date. For clarifications, please contact SEAB via the [feedback form](#) at <https://go.gov.sg/askusseab>.

6.3.5.2 Please note that the name that would be printed on your examination certificate will be based on what you have provided to SEAB. If you identify a spelling error in your name arising from an incorrect entry made during registration, you may request a reprint of the certificate by submitting relevant supporting document(s) (e.g. name reflected on identity document containing the same identity number used for your examination registration), **within two (2) weeks from the date of result release**. There will be a fee charged for this service.

6.3.5.3 Please note that the following changes cannot be reflected on your examination certificate after you have registered for your examinations:

- Changes to name via a deed poll
- Changes to your identity number

### 6.3.5 **Digitised Examination results**

6.3.5.1 Candidates who are Singapore Citizens and Singapore Permanent Residents and who have a Singpass account will be able to retrieve their digitised examination results in the OpenCerts format five (5) working days after the release of results. These examination results will be available via the [MySkillsFuture Skills Passport](#).

6.3.5.2 Please note that digitised results can be submitted electronically to the universities you are applying to. You may refer to [SEAB's website](#) at <https://www.seab.gov.sg/home/services/statements-of-results> for more information.

- 6.3.5.3 If your past years' digitised examination results are not available, you may submit a request to SEAB through our [feedback form](#) at <https://go.gov.sg/askusseab>. More information could be found on [SEAB's website](#) at <https://www.seab.gov.sg/home/services/statements-of-results>



**SEAB does not issue duplicate hardcopies of the examination certificates.**

## 7 ADDITIONAL INSTRUCTIONS FOR SPECIFIC SUBJECTS

### 7.1 Examinations with Multiple Choice Questions (MCQs)

**You will be** issued with a Personalised Multiple Choice Answer Sheet (PMCAS) to shade your answers for examination papers with MCQs. You are reminded to use 2B pencils to shade your answers in the PMCAS. A soft eraser should be used if you wish to change your answers.

### 7.2 Listening comprehension examinations

Listening comprehension examinations will be conducted through a broadcast. You must be seated at your assigned seat, 30 minutes before the start of the examination. The invigilators will mark your attendance and issue the examination materials to you before the start of the examination.

### 7.3 Science practical examinations

#### 7.3.1

#### **For School Candidates**

You will receive your Science Practical examination schedule from your school.

#### 7.3.2

#### **For Private Candidates**

**You will be notified of your examination schedule, at least 7 days before the examination, by email via the registered email address provided in the Candidate Portal.** The schedule will include information such as the examination centre, reporting venue, reporting time, examination start time, examination end time and dismissal time.

**You should contact SEAB via our [feedback form](#) at <https://go.gov.sg/askusseab>, if you did not receive your Science Practical examination schedule 7 days before the examination date.** It is important that you arrive at the designated reporting venue of the examination centre before the reporting time indicated in your Science Practical examination schedule.

#### 7.3.3

**Science Practical examinations are conducted in shifts. You are required to report to the reporting room before the start of the examination and you must report to the quarantine room after your examination.** You must surrender all electronic devices once you report to the examination personnel. You will be quarantined before and after the examinations.

#### 7.3.4

**You may not be allowed to sit your Science Practical examination if you report after the scheduled reporting time for your allocated shift.**

- 7.3.5 If you are found in possession of any electronic devices while in the reporting room, Science laboratory or quarantine room, be it before or after the Science Practical examination, you are liable for the same penalty as those who had committed an act of dishonesty.
- 7.3.6 **You are not allowed to bring in any reference materials and / or any unauthorised materials, including the Periodic Tables and / or devices as stipulated in the Examination Rules and Regulations (Section 3) into the science laboratory.**
- 7.3.7 Candidates who contravene the above rules and regulations are liable for the same penalty as those who had committed an act of dishonesty.

#### 7.4 Oral examinations

- 7.4.1 You must refer to your Entry Proof for the specific date that you have been scheduled to sit the oral examination. **Please take note of your assigned examination centre for the oral examination.**
- 7.4.2 **On the day of the oral examination, you are required to report to your assigned examination centre at least 30 minutes before the start of the examination.** You will need to report to the waiting room / area and wait for your turn to be examined by the oral examiners.
- 7.4.3 Upon reporting to the waiting room, you must surrender all unauthorised materials and electronic devices. If you are found in possession of such materials / electronic devices within the premises of the oral examination (e.g. waiting room, silent preparation room or examination room), you are liable for the same penalty as those who had committed an act of dishonesty.

#### 7.5 For School Candidates sitting Art examinations

- 7.5.1 You will be provided with drawing papers of A3 size (42cm by 30cm) and A2 size (42cm by 60cm). If you use your own drawing paper instead of the drawing papers provided during the examination, you must adhere to the following:



You must:

- Submit your papers to the Chief Presiding Examiner (CPE) for verification and approval prior to the start of the examination. **Non-approved papers are not permitted for use in the examinations;**
- **Ensure that your papers are entirely blank** except for your name, centre and index number (written on the top right-hand corner of the front of the papers), prior to the examinations. You must not have worked on the paper, such as adding colouring, marking, texturing and shading on these sheets of papers prior to the examinations;

**For drawing or painting papers (e.g. watercolour paper, textured or coloured paper) bought commercially specific for your drawing/ painting needs. These papers may be permitted for use, if approved by the CPE after verification. Ensure that the papers are minimally 42cm by 30cm (A3 size) and not bigger than 42cm by 60cm (A2 size).** These papers may be of a different colour and texture from the ones provided by SEAB during the examinations.

- 7.5.2 If you wish to use tracing papers for design outcomes or as a painting / collage medium, you are required to bring your own supply. **The tracing papers must be completely blank and approved by the Chief Presiding Examiner (CPE) prior to the start of the examination. You must not use the tracing papers to trace directly from the preparatory studies.**
- 7.5.3 **Other than your preparatory studies, specialised drawing or painting papers and/or tracing papers must be approved by the CPE prior to the examination, you must not bring unauthorised materials into the examination room.**
- 7.5.4 You are required to bring your own drawing boards, drawing pins, paints (a quick-drying medium should be used for the examination), brushes, ink, pens, erasers, water jars, fixative or varnishes and any other drawing and painting materials.
- 7.5.5 You must use a quick drying wet media or dry media you consider suitable for your work. However, you are reminded that the quick-drying medium for painting must be dry for submission. Spray paint is not permitted. A fixative should be applied if the painting or drawing is likely to smudge.
- 7.5.6 The CPE and SEAB reserve the right to deny and reject any materials which SEAB assesses to be questionable, dangerous, hazardous or may allow you to gain an unfair advantage over another candidate or pose a threat to the safety of candidates or examination personnel.
- 7.5.7 Answer booklets will be issued for the papers below. If you have used the entire booklet in the examination, you may request for an additional answer booklet to be issued to you for the following papers:

EXAM LEVEL	SUBJECT NAME	SUBJECT CODE / PAPER NUMBERS
GCE O-Level	Art	6123/3
GCE O-Level	Higher Art	6124/3

- 7.5.8 You will be issued with the assessment task for the following Art Papers **three (3) weeks in advance** of the respective examination dates:

EXAM LEVEL	SUBJECT NAME	SUBJECT CODE / PAPER NUMBERS
GCE N(A)-Level	Art Syllabus A	6125/2
GCE O-Level	Art	6123/2
GCE O-Level	Higher Art	6124/2

- 7.5.9 Candidates registering for 6125/2, 6123/2 and 6124/2 must submit preparatory studies between **three (3) to five (5)** A3 sheets of paper. Preparatory studies must not be mounted on mounting boards or any other hard surfaces. Preparatory studies must not contain any 3-dimensional objects within the pages. Only drawings, paintings or pictures are permitted.



7.5.10 Candidates who do not submit the preparatory studies may not have the full range of marks made available to them. All works, comprising of both the final examination piece and preparatory studies, must have your name, Centre / Index number and task written clearly on the top right-hand corner of the front of each sheet of paper. All preparatory studies and the examination piece should be securely tied together at the top left-hand corner with the string provided. Once secured, they are to be submitted to the invigilator at the end of the paper.

7.5.11 You will be issued with the assessment task for the following Art Paper **five (5) weeks prior** to the examination date.

EXAM LEVEL	SUBJECT NAME	SUBJECT CODE / PAPER NUMBERS
GCE N(T)-Level	Art	6128/1

7.5.12 **Candidates registering for 6128/1 will undertake the completion of three (3) to five (5) A3 sheets** of preparatory studies over a five (5)-week period of research and development under strict supervised conditions in the examination centre prior to the examination date. Preparatory studies must not be mounted on mounting boards or any other hard surfaces. Preparatory studies must not contain any 3-dimensional objects on the pages. Only drawings, paintings or pictures are permitted.

7.5.13 **The 6128/1 preparatory studies materials must not be removed from the examination centre at any time.** Candidates will be able to refer to the preparatory studies on the day of the examination but will not be permitted to copy, trace or remove drawings / paintings / studies to attach on the final examination piece.

## 7.6 For candidates sitting for GCE N(T)-Level Music Examination (6129/02)

7.6.1 The audio and video recording for the GCE N(T)-Level Music Syllabus T 6129/02 coursework will take place in August 2024 in your school. The dates for the performing segment will be issued to the schools in January 2024.



7.6.2 You must provide your own musical instrument or loan an available instrument from the school for the GCE N(T)-Level Music Coursework Examination 6129/02 for the performing segment.

## 7.7 For candidates sitting for Music Examinations: GCE O-Level Music (6085) and Higher Music (6086)

7.7.1 The following GCE O-Level Music/ Higher Music papers and components will be conducted at the designated Music Elective Programme centralised examination centres:

- Music Performing (6085/03 and 6086/03); and
- Higher Music Performing (6086/32) practical examinations.

You will receive a notification of the posting to the centralised examination centre for the above music examinations.

7.7.2 All candidates must provide their own musical instruments for the GCE O-Level Music Creating (6085/02 and 6086/02) and Higher Music Creating (6086/22) coursework exams (where applicable) and Music Performing (6085/03 and 6086/03) and Higher Music Performing (6086/32) practical examinations.

## 7.8 Geography

Topographical maps used in Geography papers must be returned to the invigilators at the end of the examination.

## 7.9 e-Examinations

7.9.1 The following examination papers are conducted electronically via SEAB's eExam2 System:

EXAM LEVEL	SUBJECT NAME	SUBJECT CODE / PAPER NUMBERS
GCE N(T)-Level	Computer Applications	7018/2 and 7018/3
GCE N(T)-Level	Music Syllabus T	6129/01
GCE N(T)-Level	English Language Syllabus T	1195/01
GCE N(T)-Level	Basic Chinese	1202/01 and 1202/02
GCE N(T)-Level	Basic Malay	1203/01 and 1203/02
GCE N(T)-Level	Basic Tamil	1204/01 and 1204/02
GCE N(T)-Level	Science Syllabus T	5146/01
GCE N(A)-Level	Humanities (SS, Geography) (Revised)	2125/01
GCE N(A)-Level	Humanities (SS, History) (Revised)	2126/01
GCE N(A)-Level	Humanities (SS, Lit In English) (Revised)	2127/01
GCE O-Level	Computing	7155/02
GCE O-Level	Exercise and Sports Science	6081/01
GCE O-Level (Mid-Year and Year-End)	Chinese B	1153/01 and 1153/02
	Malay B	1151/01 and 1151/02
	Tamil B	1152/01 and 1152/02

7.9.2 **All oral examinations except O-Level Arabic as 3<sup>rd</sup> Language, Bahasa Indonesia as 3<sup>rd</sup> Language and Foreign Languages (French/German/Japanese/Spanish) are conducted electronically using SEAB's eExam2 System.** A video stimulus or picture stimulus will be shown as part of the oral examinations. For subjects where there is a reading passage or presentation topics as part of the oral examinations, the reading passages or presentation topics will be shown using the SEAB eExam2 System.

7.9.3 Candidates may visit [SEAB's website](https://www.seab.gov.sg) at <https://www.seab.gov.sg> to find out more details on the e-oral examinations, e-written examinations and computer-based practical examinations. Online tutorials are available for candidates to view and familiarise themselves prior to the e-Examinations.

Please refer to the links below:

- For school candidates - <https://www.seab.gov.sg/home/examinations/e-exam-resources>
- For private candidates - <https://www.seab.gov.sg/home/examinations/e-exam-resources-for-private-candidates>

7.9.4 You will be sitting for the e-Examinations (if applicable) at your assigned examination centre. The necessary computing devices and IT support will be provided by the examination centre that you are posted to.

**ANNEX A: LIST OF SUBJECTS WHERE USE OF DICTIONARIES IS ALLOWED**

<b>GCE N(A)-LEVEL</b>	<b>SUBJECT NAME</b>	<b>SUBJECT CODE/PAPER NUMBER</b>
	Chinese	1196/01
	Malay	1197/01
	Tamil	1198/01
	Bengali	3236/01
	Gujarati	3237/01
	Hindi	3238/01
	Panjabi	3239/01
	Urdu	3240/01

<b>GCE N(T)-LEVEL</b>	<b>SUBJECT NAME</b>	<b>SUBJECT CODE/PAPER NUMBER</b>
	Basic Chinese	1202/01
	Basic Malay	1203/01
	Basic Tamil	1204/01

<b>GCE O-LEVEL</b>	<b>SUBJECT NAME</b>	<b>SUBJECT CODE/PAPER NUMBER</b>
	Higher Chinese	1116/01
	Chinese	1160/01
	Chinese B	1153/01
	Chinese (Special Programme)	1166/01
	Higher Malay	1117/01
	Malay	1148/01
	Malay (Special Programme)	1133/01
	Malay B	1151/01
	Arabic as a 3rd Language	1135/01
	Bahasa Indonesia as a 3rd Language	1136/01
	Higher Tamil	1147/01
	Tamil	1157/01
	Tamil B	1152/01
	Hindi	3194/01
	Urdu	3196/01
	Gujarati	3199/01
Panjabi	3203/01	
Bengali	3215/01	

## ANNEX B: ORAL EXAMINATIONS INSTRUCTIONS

### SINGAPORE-CAMBRIDGE GENERAL CERTIFICATE OF EDUCATION

#### NORMAL (TECHNICAL) LEVEL

#### 1195/04 ENGLISH LANGUAGE SYLLABUS T

#### ORAL EXAMINATION

#### INSTRUCTIONS TO CANDIDATES

- 1 The English Language Oral Communication paper consists of two parts. Candidates will sit the paper in the order listed below:

**Reading Aloud:** You will be required to read aloud a passage, bearing in mind the purpose, audience and context provided.

**Spoken Interaction:** You will engage in a discussion with the Oral Examiners on a topic related to a video clip.

- 2 This is how the examination will be conducted:

- a) Report to the Assistant Oral Examiner by the appointed time. You will be asked to sign against your name on the attendance sheet. You will enter the Exam Centre Key provided by the Assistant Oral Examiner for you to start the silent preparation.
- b) You will carry out the silent preparation on a laptop. During preparation, you are to study the passage and watch a video stimulus. You will listen to the video clip using headphones. You will be given **TEN (10) minutes** to do so, at the end of which you will be logged out automatically.
- c) When it is your turn to be examined, report to the Oral Examiners.
- d) During the Oral examination, you will first read aloud the passage and then watch the video clip one more time before the discussion with the Oral Examiners. If either the passage or the video clip or both are different from the ones you saw earlier, you must inform the Oral Examiners immediately.

- 3 You must remember to bring your identification document with a photograph (e.g. NRIC or passport) when you report for the Oral examination. Please note that the Oral examination is compulsory. If you do not attend it, you will not be awarded a grade for the subject even if you are present for the remaining papers.

**SINGAPORE EXAMINATIONS & ASSESSMENT BOARD**

# SINGAPORE-CAMBRIDGE GENERAL CERTIFICATE OF EDUCATION

## NORMAL (TECHNICAL) LEVEL

1202/03 BASIC CHINESE

1203/03 BASIC MALAY

1204/03 BASIC TAMIL

### ORAL EXAMINATION

#### INSTRUCTIONS TO CANDIDATES

1 The Oral examination consists of two parts. Candidates will sit the paper in the order given below:

**Reading Aloud** : You will be required to read aloud a passage.

**Conversation** : You will watch a video clip. Thereafter, you will engage in a conversation related to the theme of the video with the Oral Examiners.

2 This is how the examination will be conducted:

a) Report to the Assistant Oral Examiner by the appointed time. You will be asked to sign against your name on the attendance sheet. You will key in the Exam Centre Key provided by the Assistant Oral Examiner for you to start the silent preparation.

b) During the silent preparation, you are to study the passage, and watch the video clip. You will listen to the video clip via the laptop speaker. You will be given **TEN (10) minutes** to do so, at the end of which you will be logged out automatically.

c) When it is your turn to be examined, report to the Oral Examiners.

d) During the examination, you will first read aloud the passage and then watch the video clip one more time before the conversation with the Oral Examiners. If either the passage or the video clip or both are different from the ones you saw earlier, you must inform the Oral Examiners immediately.

3 You must remember to bring your identification document with a photograph (e.g. NRIC or passport) when you report for the Oral examination. Please note that the Oral examination is compulsory. If you do not attend it, you will not be awarded a grade for the subject even if you are present for the remaining papers.

**SINGAPORE EXAMINATIONS & ASSESSMENT BOARD**

**SINGAPORE-CAMBRIDGE GENERAL CERTIFICATE OF EDUCATION**

**NORMAL (ACADEMIC) LEVEL**

**1190/04 ENGLISH LANGUAGE SYLLABUS A**

**ORAL EXAMINATION**

**INSTRUCTIONS TO CANDIDATES**

- 1 The English Language Oral Communication paper consists of two parts. Candidates will sit the paper in the order listed below:

**Planned Response:** You will plan and deliver a response of up to two minutes to a video clip and accompanying prompt presented on a computer screen.

**Spoken Interaction:** You will engage in a discussion with the Oral Examiners on a topic broadly related to the video clip used in Part 1.

- 2 This is how the examination will be conducted:

- a) Report to the Assistant Oral Examiner by the appointed time. You will be asked to sign against your name on the attendance sheet. You will enter the Exam Centre Key provided by the Assistant Oral Examiner for you to start the silent preparation.
- b) You will watch a video clip quietly and prepare a response of up to two minutes based on a given topic using the video as a stimulus. You will listen to the video clip using headphones. You will be given **TEN (10) minutes** to do so, at the end of which you will be logged out automatically.
- c) You will be given a piece of paper to write down notes while watching the video clip. You will bring the notes with you when you meet the Oral Examiners, and you may refer to them during the examination. The notes will not be assessed.
- d) When it is your turn to be examined, report to the Oral Examiners.
- e) During Planned Response, the Oral Examiners will raise the same prompt and invite you to deliver your two-minute response which you have prepared earlier. If the Oral Examiners show a card to signal that your two minutes is up, you must quickly wrap up your response.
- f) Place the piece of notes in the box provided at the end of the Oral examination.

- 3 You must remember to bring your identification document with a photograph (e.g. NRIC or passport) when you report for the Oral examination. Please note that the Oral examination is compulsory. If you do not attend it, you will not be awarded a grade for the subject even if you are present for the remaining papers.

# SINGAPORE-CAMBRIDGE GENERAL CERTIFICATE OF EDUCATION

## NORMAL (ACADEMIC) LEVEL

1196/03 CHINESE

1197/03 MALAY

1198/03 TAMIL

## ORAL EXAMINATION

### INSTRUCTIONS TO CANDIDATES

- 1 The Oral examination consists of two parts. Candidates will sit the paper in the order given below:  
**Reading Aloud** : You will be required to read aloud a passage.  
**Conversation** : You will watch a video clip. Thereafter, you will engage in a conversation related to the theme of the video with the Oral Examiners.
- 2 This is how the examination will be conducted:
  - a) Report to the Assistant Oral Examiner by the appointed time. You will be asked to sign against your name on the attendance sheet. You will key in the Exam Centre Key provided by the Assistant Oral Examiner for you to start the silent preparation.
  - b) During the silent preparation, you are to study the passage, and watch the video clip. You will listen to the video clip via the laptop speaker. You will be given **TEN (10) minutes** to do so, at the end of which you will be logged out automatically.
  - c) When it is your turn to be examined, report to the Oral Examiners.
  - d) During the examination, you will first read aloud the passage and then watch the video clip one more time before the conversation with the Oral Examiners. If either the passage or the video clip or both are different from the ones you saw earlier, you must inform the Oral Examiners immediately.
- 3 You must remember to bring your identification document with a photograph (e.g. NRIC or passport) when you report for the Oral examination. Please note that the Oral examination is compulsory. If you do not attend it, you will not be awarded a grade for the subject even if you are present for the remaining papers.

**SINGAPORE EXAMINATIONS & ASSESSMENT BOARD**



**SINGAPORE-CAMBRIDGE GENERAL CERTIFICATE OF EDUCATION**

**ORDINARY LEVEL**

**1160/03 CHINESE**

**1148/03 MALAY**

**1157/03 TAMIL**

**ORAL EXAMINATION**

**INSTRUCTIONS TO CANDIDATES**

- 1 The Oral examination consists of two parts. Candidates will sit the paper in the order given below:
- Reading Aloud** : You will be required to read aloud a passage.
- Conversation** : You will watch a video clip. Thereafter, you will engage in a conversation related to the theme of the video with the Oral Examiners.
- 2 This is how the examination will be conducted:
- a) Report to the Assistant Oral Examiner by the appointed time. You will be asked to sign against your name on the attendance sheet. You will key in the Exam Centre Key provided by the Assistant Oral Examiner for you to start the silent preparation.
  - b) During the silent preparation, you are to study the passage, and watch the video clip. You will listen to the video clip via the laptop speaker. You will be given **TEN (10) minutes** to do so, at the end of which you will be logged out automatically.
  - c) When it is your turn to be examined, report to the Oral Examiners.
  - d) During the examination, you will first read aloud the passage and then watch the video clip one more time before the conversation with the Oral Examiners. If either the passage or the video clip or both are different from the ones you saw earlier, you must inform the Oral Examiners immediately.
- 3 You must remember to bring your identification document with a photograph (e.g. NRIC or passport) when you report for the Oral examination. Please note that the Oral examination is compulsory. If you do not attend it, you will not be awarded a grade for the subject even if you are present for the remaining papers.

# SINGAPORE-CAMBRIDGE GENERAL CERTIFICATE OF EDUCATION

## ORDINARY LEVEL

1116/03 HIGHER CHINESE

1117/03 HIGHER MALAY

1147/03 HIGHER TAMIL

## ORAL EXAMINATION

### INSTRUCTIONS TO CANDIDATES

- 1 The Oral examination consists of two parts. Candidates will sit the paper in the order given below:  
  
**Oral Presentation** : You will watch a video clip and give a 'not more than two minutes' Oral Presentation based on a given topic using the video as a stimulus.  
  
**Discussion** : You will then engage in a discussion with the Oral Examiners based on your Oral Presentation.
  
- 2 This is how the examination will be conducted:
  - a) Report to the Assistant Oral Examiner by the appointed time. You will be asked to sign against your name on the attendance sheet. You will key in the Exam Centre Key provided by the Assistant Oral Examiner for you to start the silent preparation.
  - b) You will watch a video clip quietly and prepare a 'not more than two minutes' Oral Presentation based on a given topic using the video as a stimulus. You will listen to the video clip via the laptop speaker. You will be given **TEN (10) minutes** to do so, at the end of which you will be logged out automatically.
  - c) You will be given a piece of paper to write down notes while watching the video clip. You may bring the notes with you when you meet the Oral Examiners.
  - d) When it is your turn to be examined, report to the Oral Examiners.
  - e) Place the piece of notes in the box provided at the end of your Oral examination.
  
- 3 You must remember to bring your identification document with a photograph (e.g. NRIC or passport) and when you report for the Oral examination. Please note that the Oral examination is compulsory. If you do not attend it, you will not be awarded a grade for the subject even if you are present for the remaining papers.

**SINGAPORE EXAMINATIONS & ASSESSMENT BOARD**

**SINGAPORE-CAMBRIDGE GENERAL CERTIFICATE OF EDUCATION**

**ORDINARY LEVEL**

**1184/04 ENGLISH LANGUAGE**

**ORAL EXAMINATION**

**INSTRUCTIONS TO CANDIDATES**

- 1 The English Language Oral Communication paper consists of two parts. Candidates will sit the paper in the order listed below:
- Planned Response:** You will plan and deliver a response of up to two minutes to a video clip and accompanying prompt presented on a computer screen.
- Spoken Interaction:** You will engage in a discussion with the Oral Examiners on a topic broadly related to the video clip used in Part 1.
- 2 This is how the examination will be conducted:
- a) Report to the Assistant Oral Examiner by the appointed time. You will be asked to sign against your name on the attendance sheet. You will enter the Exam Centre Key provided by the Assistant Oral Examiner for you to start the silent preparation.
  - b) You will watch a video clip quietly and prepare a response of up to two minutes based on a given topic using the video as a stimulus. You will listen to the video clip using headphones. You will be given **TEN (10) minutes** to do so, at the end of which you will be logged out automatically.
  - c) You will be given a piece of paper to write down notes while watching the video clip. You will bring the notes with you when you meet the Oral Examiners, and you may refer to them during the examination. The notes will not be assessed.
  - d) When it is your turn to be examined, report to the Oral Examiners.
  - e) During Planned Response, the Oral Examiners will raise the same prompt and invite you to deliver your two-minute response which you have prepared earlier. If the Oral Examiners show a card to signal that your two minutes is up, you must quickly wrap up your response.
  - f) Place the piece of notes in the box provided at the end of the Oral examination
- 3 You must remember to bring your identification document with a photograph (e.g. NRIC or passport) when you report for the Oral examination. Please note that the Oral examination is compulsory. If you do not attend it, you will not be awarded a grade for the subject even if you are present for the remaining papers.

# SINGAPORE-CAMBRIDGE GENERAL CERTIFICATE OF EDUCATION

## ORDINARY LEVEL

1153/03 CHINESE B

1151/03 MALAY B

1152/03 TAMIL B

## ORAL EXAMINATION

### INSTRUCTIONS TO CANDIDATES

- 1 The Oral Examination consists of two parts. Candidates will sit the paper in the order given below:  
**Reading Aloud** : You will be required to read aloud a passage.  
**Conversation** : You will watch a video clip. Thereafter, you will engage in a conversation related to the theme of the video with the oral examiners.
- 2 This is how the examination will be conducted:
  - a) Report to the Assistant Oral Examiner by the appointed time. You will be asked to sign against your name on the attendance sheet. You will key in the Exam Centre Key provided by the Assistant Oral Examiner for you to start the Silent Preparation.
  - b) During the Silent Preparation, you are to study the passage and put on the headphone to watch the video clip. You will be given **TEN (10) minutes** to do so, at the end of which you will be logged out automatically.
  - c) When it is your turn to be examined, report to the Oral Examiners.
  - d) During the examination, you will first read aloud the passage and then watch the video clip one more time before the conversation with the Oral Examiners. If either the passage or the video clip or both are different from the ones you saw earlier, you must inform the Oral Examiners immediately.
- 3 You must remember to bring your identification document with a photograph (e.g. NRIC or passport) when you report for the Oral examination. Please note that the Oral examination is compulsory. If you do not attend it, you will not be awarded a grade in the subject even if you are present for the remaining papers.

**SINGAPORE EXAMINATIONS & ASSESSMENT BOARD**

**SINGAPORE-CAMBRIDGE GENERAL CERTIFICATE OF EDUCATION**

**ORDINARY LEVEL**

**1133/03 MALAY (Special Programme)**

**ORAL EXAMINATION**

**INSTRUCTIONS TO CANDIDATES**

- 1 The Oral Examination consists of two parts. Candidates will sit the paper in the order given below:  
**Reading Aloud** : You will be required to read aloud a passage.  
**Conversation** : You will engage in a conversation with the Oral Examiners based on a picture.
- 2 This is how the examination will be conducted:
  - a) Report to the Assistant Oral Examiner by the appointed time. You will be asked to sign against your name on the attendance sheet. The Assistant Oral Examiner will key in the Exam Centre Key for you to start the silent preparation.
  - b) During the silent preparation, you are to study the passage and picture. You will be given **TEN (10) minutes** to do so, at the end of which you will be logged out automatically.
  - c) When it is your turn to be examined, report to the Oral Examiners.
  - d) During the examination, you will first read aloud the passage and then study the picture one more time before the conversation with the Oral Examiners. If either the passage or the picture or both are different from the ones you saw earlier, you must inform the Oral Examiners immediately.
- 3 You must remember to bring your identification document with a photograph (e.g. NRIC or passport) when you report for the Oral examination. Please note that the Oral examination is compulsory. If you do not attend it, you will not be awarded a grade in the subject even if you are present for the remaining papers.

**SINGAPORE EXAMINATIONS & ASSESSMENT BOARD**

**SINGAPORE-CAMBRIDGE GENERAL CERTIFICATE OF EDUCATION**

**ORDINARY LEVEL**

**1166/03 CHINESE (Special Programme)**

**ORAL EXAMINATION**

**INSTRUCTIONS TO CANDIDATES**

- 1 The Oral Examination consists of two parts. Candidates will sit the paper in the order given below:  
**Reading Aloud** : You will be required to read aloud a passage.  
**Conversation** : You will engage in a conversation with the Oral Examiners based on picture.
- 2 This is how the examination will be conducted:
  - a) Report to the Assistant Oral Examiner by the appointed time. You will be asked to sign against your name on the attendance sheet. The Assistant Oral Examiner will key in the Exam Centre Key for you to start the silent preparation.
  - b) During the silent preparation, you are to study the passage and picture. You will be given **TEN (10) minutes** to do so, at the end of which you will be logged out automatically.
  - c) When it is your turn to be examined, report to the Oral Examiners.
  - d) During the examination, you will first read aloud the passage and then study the picture one more time before the conversation with the Oral Examiners. If either the passage or the picture or both are different from the ones you saw earlier, you must inform the Oral Examiners immediately.
- 3 You must remember to bring your identification document with a photograph (e.g. NRIC or passport) when you report for the Oral examination. Please note that the Oral examination is compulsory. If you do not attend it, you will not be awarded a grade in the subject even if you are present for the remaining papers.

**SINGAPORE EXAMINATIONS & ASSESSMENT BOARD**

**SINGAPORE-CAMBRIDGE GENERAL CERTIFICATE OF EDUCATION**

**ORDINARY LEVEL**

**3034/04 SPANISH**

**3917/04 FRENCH**

**3918/04 GERMAN**

**3919/04 JAPANESE**

**ORAL EXAMINATION**

**INSTRUCTIONS TO CANDIDATES**

The Oral Examination consists of two parts. Candidates will sit the paper in the order given below:

**Test 1            TOPIC PRESENTATION / CONVERSATION (approximately 5 minutes)**

You will be expected to:

- a) give an oral presentation based on a topic which you have chosen and prepared beforehand, and
- b) hold a conversation with the Oral Examiner based on the topic you have chosen to present.

**Test 2            GENERAL CONVERSATION (approximately 5 minutes)**

You will engage in a conversation with the Oral Examiner on the topic given by him/her.

**SINGAPORE EXAMINATIONS AND ASSESSMENT BOARD**

**SINGAPORE-CAMBRIDGE GENERAL CERTIFICATE OF EDUCATION**

**ORDINARY LEVEL**

**1135/04 ARABIC AS A 3RD LANGUAGE  
1136/04 BAHASA INDONESIA AS A 3RD LANGUAGE**

**ORAL EXAMINATION**

**INSTRUCTIONS TO CANDIDATES**

- 1 The oral examination consists of two parts. Candidates will sit the paper in the order given below:  
**Reading Aloud** : You will be required to read aloud a passage.  
**Conversation** : You will engage in a conversation with the Oral Examiner.
- 2 This is how the test will be conducted:
  - a) Report to the Assistant Oral Examiner by the appointed time. You will be asked to sign against your name on the attendance sheet. He/She will then hand you a question paper which consists of a reading passage.
  - b) Study the passage quietly by yourself. You will be given **FIVE (5) minutes** to do so.
  - c) When instructed by the Assistant Oral Examiner, return the question paper to him/her. When it is your turn to be examined, report to the Oral Examiner.
  - d) The Oral Examiner will hand you a question paper similar to the one you have studied. If the question paper differs from what was given to you earlier, you must inform the Oral Examiner immediately.
- 3 You must remember to bring your identification document with a photograph (e.g. NRIC or passport) when you report for the oral examination. Please note that the oral examination is compulsory. If you do not attend it, you will not be awarded a grade in the subject even if you are present for the written papers.











**SINGAPORE EXAMINATIONS AND ASSESSMENT BOARD**






## ANNEX C: DOs and DON'Ts for the examinations

# Are you ready to sit for your examination?

This list is not exhaustive and serves only as a guide. You are advised to read the Examination Rules and Regulations thoroughly before sitting for your examinations.

-  1. **Do** read the Examination Rules and Regulations and be familiar with the examination procedures for the different papers that you have registered (e.g. *written, oral, listening comprehension, science practical, etc.*)
-  2. **Do** check your examination timetable and prepare the necessary items for the examination (e.g. *entry proof, Photo ID, pen, 2B pencil and other essential stationery items*).
-  3. **Do** ensure that the items that you brought into the exam venue are allowed for use during examination (e.g. *calculators, dictionaries, etc.*)
-  4. **Do** dress appropriately.
-  5. **Do** allocate sufficient travelling time to your examination centre so that you can report at least 30 minutes before the start of your examination.
-  6. **Do** listen to all announcements given by the examination personnel carefully. Submit your answer scripts to the examination personnel before you leave the exam room.
-  7. **Don't** bring any unauthorised devices or materials into the exam venue. Make sure all stationery or belongings taken into the exam venue (e.g. *mathematical set, pencil case, entry proof*) are free of any unauthorised writings, notes, or formulae sheet in them.
-  8. **Don't** commit or attempt any acts of dishonesty, improper conduct, misbehaviour or support such acts during the examination.
-  9. **Don't** start writing or open the question/ answer booklet until you are told to do so.
-  10. **Don't** continue writing after the stop writing announcement has been made by the examination personnel.



**ACKNOWLEDGEMENT**  
Vectors are courtesy of Freepik