



GCE N(T)-Level Music
Syllabus 6129
Paper 1

Instructions on eExam2 for
Candidates

Candidate Login (eExam2)



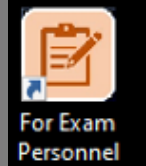
Recycle Bin



eExam2
Monitoring



For
Candidate



For Exam
Personnel

Double-click on 'For Candidate' shortcut icon on the desktop to launch the eExam2 system login page

COMBINED EXAM IMAGE 2023 1.0



EN [network icon] [volume icon] [language icon] ENG

12:48 PM
2/8/2022



Candidate's Login



eExam2 Delivery

USER LOGIN

User name

99991814

Password

.....

To login, enter your username and password, then click the **'login'** button to proceed.

LOGIN



Candidate Information

Check that Name and NRIC is displayed correctly

Candidate Name
TrainingCddt814

NRIC / Identification No.
Axxxx814I

11/Apr/2023


Exam Name	Exam Duration	Extra Time	Start Date/Time	Status	
N(T) Music 6129/01	01:00:00	0 min	4/11/2023/8:00:00 AM	Not attempted	<input type="button" value="Start"/>

You will see the exam subject, duration & start date/time of the exam as indicated above.

Click '**Start**' to proceed when the invigilator instructs you to do so.

*Note: **Do not** close the browser at any point of time during the exam - you may be logged out of the system.*

Candidate Information

 Please check the information below. Click confirm to proceed if the information is correct. Otherwise, inform the invigilator immediately.

1

Candidate Name
JBCddt041

Index No.
61280101

NRIC / Identification No.
Txxxx841K

Subject / Paper No.
N(T) Music 6129/01

Exam Centre
JB8501

Exam Date / Time
4/13/2023 / 8:10:00 - 4:00:00

2

Exam Centre Key
F80267AC

3

Confirm



1. Check that the information displayed is correct.
2. Enter the '**Exam Centre Key**' provided on the whiteboard by the invigilator.
3. Click Confirm to proceed.

Examination Instructions



N(T) Music 6129/1

READ THESE INSTRUCTIONS FIRST

Answer all questions.

You are advised to read through the questions before you listen to the music extracts.

For Multiple Choice Questions, click the button for the correct answers.

For Short Answer Questions, drag and drop or fill in the blanks with the correct answers.

Copyright Acknowledgements:
The Singapore Examinations and Assessment Board has made every effort to trace copyright holders, but if we have inadvertently overlooked any, we will be pleased to make the necessary arrangements at the first opportunity.

November 2023
60 minutes

Check that the date and duration reflected is correct

Start



Read the instructions carefully and click on '**Start**' button when instructed.

The countdown timer for the exam duration will only start after clicking the '**Start**' button.

The Music NT consists of 2 Sections – (A: MCQ and B: Short Answer Questions)

Countdown Timer (You may hide the clock by clicking on the clock icon)



Assessment name: 6129PS-01-EWRITTEN-GCEN-YE-2023

*Sample name
Lim Sheng How *

00:59:54

Section A - MCQ

- 1
- 2
- 3
- 4
- 5
- 6
- 7
- 8
- 9
- 10
- 11
- 12
- 13
- 14
- 15
- 16
- 17
- 18

1. Listen to Extract 1.

0:00 / 0:00

Identify the popular music genre of Extract 1. [1]

- R&B
- Electronic Dance
- Rock
- Pop

Click '**Play**' button to play the music extract.

Click '**Next**' to go to next question

Click '**Bookmark**' to label question for quick access later

Click '**Review**' to see which questions have been attempted or not attempted and/or which have been bookmarked

Test Info

Review Bookmark Next →

An example of a multiple choice question - candidate to select the answer tab

Section A - MCQ

1 2 3 4 5 6 7 8 9 10 11 12 13 14 15 16 17 18 > >>

1. Listen to **Extract 1**.

0:00 / 0:00

The ticked button indicates that the question has been attempted.

Identify the popular music genre of **Extract 1**. [1]

- R&B
- Electronic Dance
- Rock
- Pop

Ensure an option is selected by clicking only one of the options.

An example of a short answer question that requires 'drag and drop' - candidate to drag the correct answer into box



Section B - Short Answer Questions

Navigation bar with question numbers 21 to 34. Question 21 is highlighted in green.

21. Listen to **Extract 11**. Identify the first melodic instrument in **Extract 11**. [1]

Audio player interface showing 0:00 / 0:00 and a play button.

Click this drop-down button to toggle between Sections A and B.

Gambus

Click and drag the selected answer into the box provided.

Option Area :

Option Area containing buttons for various instruments: Gambus, Erhu, Slide, Accordion, Rebana, Dizi, Gamakas, Sitar, Pipa, Violin, Chinese, Tremolo, Malay, Tabla, Rentak Zapin, Rentak Inang, Pentatonic, Indian.



Section B - Short Answer Questions

- 21
- 22
- 23
- 24
- 25
- 26
- 27
- 28
- 29
- 30
- 31
- 32
- 33
- 34

0:00 / 0:00

List the musical features for A (0:00 – 0:20) with the helping words provided. [3]

distortion effect

percussive

use of silence

Click and drag the selected answers into the boxes provided.

Option Area :

distortion effect

percussive

use of silence

getting faster

solo flute

getting slower

prominent strings or pads

slow tempo

ascending sequence

fast attack strings

delay effect

piano melody



Section B - Short Answer Questions

Navigation buttons: back, forward, and question numbers 21 through 34. Question 29 is highlighted in purple.

Listen to **Extract 14**.

Compare A (0:00 – 0:22) and B (0:23 – 0:48) in **Extract 14**.



Type the answer into the text box as shown.

29. Describe **one** difference in the popular music genre of the song arrangement between A and B. [1]

One is the music tempo is not as upbeat and the other is it has some unique musical instrument to accompany it e.g. shakers and glass bottles

(Note: This is a sample answer only)




Section B - Short Answer Questions

- 21
- 22
- 23
- 24
- 25
- 26
- 27
- 28
- 29
- 30
- 31
- 32
- 33
- 34

34. Listen to **Extract 16**.

Select the most appropriate term(s) from the helping words below to describe **Extract 16**. [3]



- legato melodic line
- low percussive woodwinds
- prominent use of brass

Click '**Review**' to see which questions have been attempted.

Note that for the last question, there will be no '**Next**' button.

Option Area :

- legato melodic line
- low percussive woodwinds
- prominent use of brass
- solo cello melody
- slow tempo
- high pitched flutes
- thin texture
- repeated notes

← Back

Review

Bookmark



Review questions

Below is the summary of your answers. you can review your questions in three(3) different ways. The buttons in the lower right-hand corner correspond to these choices:

- 1. Click "Review all" - If you want to check all of your answers.
- 2. Click "Review Incomplete" - If you want go to the questions you haven't answered yet.
- 3. Click "Review Flagged - If you want go to the questions you bookmarked. (Click the 'flag' icon to change the flag for review status.)
- 4. You may also click on the question number to go to it.
- 5. Click "Close Review" to go back

This indicates that the question has been attempted.

✓ Attempted ↻ Unattempted 📌 Bookmarked

✓ Q1	✓ Q2	✓ Q3	✓ Q4	✓ Q5	✓ Q6	✓ Q7	✓ Q8	✓ Q9	✓ Q10	✓ Q11	✓ Q12	✓ Q13	✓ Q14
✓ Q15	✓ Q16	✓ Q17	✓ Q18	✓ Q19	✓ Q20	✓ Q21	✓ Q22	✓ Q23	✓ Q24	✓ Q25	✓ Q26	✓ Q27	✓ Q28
✓ Q29	✓ Q30	✓ Q31	↻ Q32	📌 Q33	↻ Q34								

This indicates that the question has NOT been attempted.

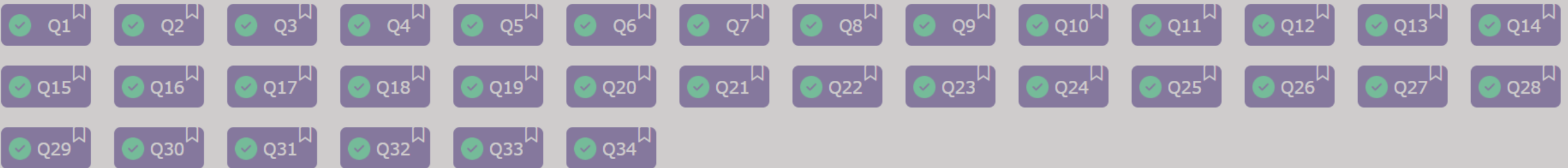
This indicates that the question has been bookmarked.

Review questions

Below is the summary of your answers. you can review your questions in three(3) different ways. The buttons in the lower right-hand corner correspond to these choices:

- 1. Click "Review all" - If you want to check all of your answers.
- 2. Click "Review Incomplete" - If you want to go to the questions you haven't answered yet.
- 3. Click "Review Flagged" - If you want to go to the questions you bookmarked. (Click the 'flag' icon to change the flag for review status.)
- 4. You may also click on the question number to go to it.
- 5. Click "Close Review" to go back

 Attempted  Unattempted  Bookmarked



Click **'Close Review'** if there is a need to return to the last viewed question.

Note: You can only submit your exam/test at the end of the test duration.

[Review Flagged](#) [Review Incomplete](#) [Review All](#)

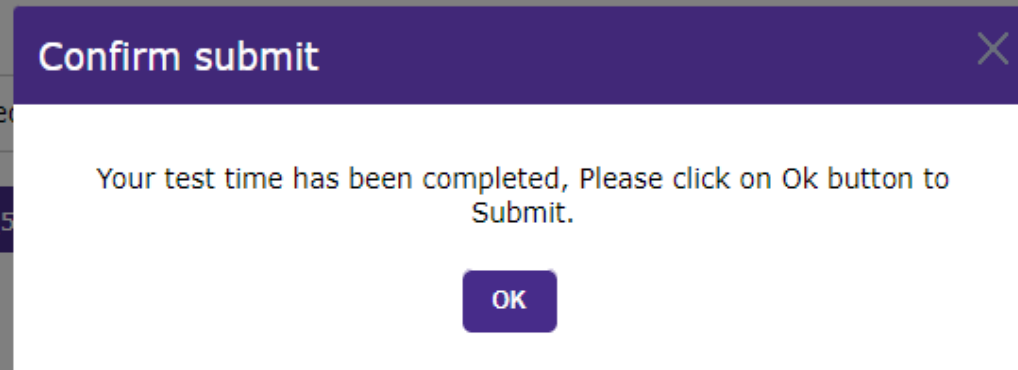
[Close Review](#)

Submission at end of Exam

Review questions

Below is the summary of your answers. you can review your questions in three(3) different ways. The buttons in the lower right-hand corner correspond to these choices:

- 1. Click "Review all" - If you want to check all of your answers.
- 2. Click "Review Incomplete" - If you want go to the questions you haven't answered yet.
- 3. Click "Review Flagged" - If you want go to the questions you bookmarked. (Click the 'flag' icon to change the flag for review status.)
- 4. You may also click on the question number to go to it.
- 5. Click "Close Review" to go back



This prompt will appear when the count-down reaches 0:00.
Click **'OK'** to submit the exam.




Your response has been submitted successfully.
You have been logged off.



Close

Please await for the invigilator to instruct to click '**Close**'.

 Review

Logout

2



Click 'Logout'.

Candidate Name
JBCddt041

NRIC / Identification No.
Txxxx841K

13/Apr/2023

Exam Name	Exam Duration	Extra Time	Start Date/Time	Status
N(T) Music 6129/01	01:00:00	0 min	4/13/2023/8:10:00 AM	Completed

1

The exam status '**Completed**' indicates that you have completed the N(T) Music Examination.



eExam2 Delivery

USER LOGIN

User name
Login name

Password

LOGIN

On successful logout, you will see the eExam2 login screen.