



# **Candidate Guide in using SEAB eExam2 System for A-Level e-Written papers**

This guide is to help candidates understand how to use SEAB eExam2 System for e-Written Subject Papers.

# Index

## a. Candidate's Login

- Exam Centre Key
- Instruction Page

## b. Navigation of an e-Written Exam

- Navigation Guide
- Review Questions
- Highlight Text
- Remove Highlight
- Changing Language (For Chinese & Tamil Language papers)
- Copy and Paste

## c. System Prompts in e-Examination

- Reminder for time left for exam
- Submission

# Annex

Type of Questions in an e-Written paper

- Multiple Choice
- Structured Question

# Candidate's Login



# Candidate's Login



Double-click on **For Candidate** icon on the desktop to launch the eExam2 System login page.



# Candidate's Login

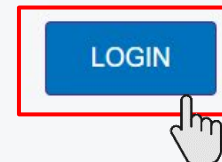


eExam2 Delivery

USER LOGIN

User name

Password



To login, enter your username and password, followed by clicking the **LOGIN** icon.

Your web address should be read as follows:

<https://edelivery2.eexam2.seab.gov.sg/MOE/Testplayer>

Candidate's login credentials are provided on the e-examination day



# Candidate's Login

Once successfully login, before the start of the paper, please check **Candidate Name** and **NRIC/Identification No.** is displayed correctly.

Candidate Name  
TrainingCddt814

NRIC / Identification No.  
Axxxx814I

17/Mar/2024


Exam Name	Exam Duration	Extra Time	Start Date/Time	Status	
0099-03-EORAL-GCEO-YE-2023	03:00:00	0 min	17-03-2024/19:58:51	Not attempted	<input type="button" value="Start"/>

You will see the **Exam Name** and **Exam Duration** as indicated. Click **Start** to proceed.

**Note:** Do not close the browser at any point of time during the exam - you may be logged out of the system. If this happens, please inform the invigilator immediately.



# Exam Centre Key

 Please check the information below. Click confirm to proceed if the information is correct. Otherwise, inform the invigilator immediately.

1

Candidate Name

**TVOCheck1641974784**

Index No.

**TVOCheck1641974784**

NRIC / Identification No.

**Axxxx814I**

Subject / Paper No.

**BASIC**

**MALAY\_EWRITTEN\_YE/12\_EWRITTEN**

**\_YE**

School Name

**Testing School**

Exam Date / Time

**18-03-2024 / 09:19:17 - 13:19:17**

2

Exam Centre Key

**36F70B96**

3

Confirm

1. Check that the Candidate's information displayed is correct.
2. Enter the **Exam Centre Key** provided on the whiteboard by the invigilator.
3. Click Confirm to proceed.

Note: The Exam Centre Key will be provided to the candidate on the e-examination day

# Instruction Page for Candidates

**NT** SINGAPORE – CAMBRIDGE  
General Certificate of Education Normal (Technical) Level

**BAHASA MELAYU ASAS**  
Kertas 2

**1203/2**

**BASIC MALAY**  
Paper 2

**SPECIMEN PAPER**  
*With effect from 2024 examination*

**30 minutes**

**ARAHAN UNTUK CALON**

1. Baca arahan yang diberikan bagi tiap-tiap bahagian dengan teliti dan jawab soalan seperti yang diarahkan.
2. Jawab semua soalan. Setiap soalan mengandungi empat pilihan (A, B, C dan D).  
Ruat nilihan kamu dan klik jawapan pilihan kamu itu.

**Start**

Please check that you are sitting for the correct **Paper, Subject Code** and **Paper number**.

Please check the paper duration reflected is correct.

Note: This is an example of an e-examination instructions page

Read the instructions carefully and click on **Start** button when instructed by the invigilator. The countdown timer for the exam duration will only start after clicking the **Start** button.

# Navigation of an e-Written Exam

# Navigation Guide

Drop-down button to toggle between sections like Section A & Section B

Fast-backward to first section.

Fast forward to the last section.

Name of Candidate

Countdown Timer. Hide the timer by clicking on the clock icon.

Section B < > 6 7 8 9 10 >> 02:43:10 Online

Please inform the invigilator if the e- Exam status is **Offline**.

Note: This is an example of an e-examination question page

stimulus

Arahan: Teliti poster yang berikut.

Perkhemahan Teater 2024  
anjuran  
Kelab Masyarakat Teratai


Khas untuk remaja yang berusia antara  
Tarikh : 6-7 Januari 2024  
Tempat : Kelab Masyarakat Teratai


6 Perkhemahan Teater 2024 diadakan untuk \_\_\_\_\_.

- (A) menggalakkan remaja menggunakan bahasa Melayu
- (B) memberi remaja peluang menjadi peserta bengkel drama
- (C) menunjukkan kreativiti remaja menghasilkan pementasan mini
- (D) mengajar remaja perkara yang berkaitan dengan bidang teater



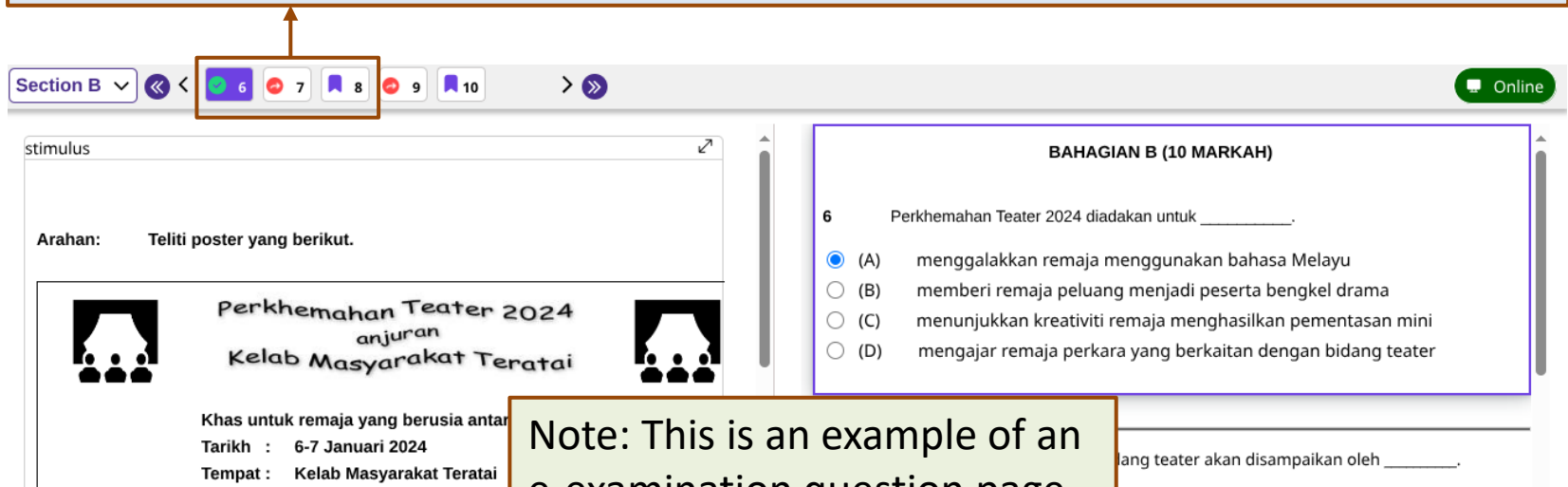
# Navigation Guide








Green ticked icon  means that the question is **Attempted**.

Red icon  means the question is **Unattempted**.

Purple icon  means the question is **Bookmarked**.


Question number in purple coloured box is the current selected question.



Section B        Online

stimulus

Arahan: Teliti poster yang berikut.



Perkemahan Teater 2024  
anjuran  
Kelab Masyarakat Teratai

Khas untuk remaja yang berusia antara  
Tarikh : 6-7 Januari 2024  
Tempat : Kelab Masyarakat Teratai

**BAHAGIAN B (10 MARKAH)**

6 Perkemahan Teater 2024 diadakan untuk \_\_\_\_\_.

- (A) menggalakkan remaja menggunakan bahasa Melayu
- (B) memberi remaja peluang menjadi peserta bengkel drama
- (C) menunjukkan kreativiti remaja menghasilkan pementasan mini
- (D) mengajar remaja perkara yang berkaitan dengan bidang teater

...ang teater akan disampaikan oleh \_\_\_\_\_.

Note: This is an example of an e-examination question page

# Navigation Guide

Lim Sheng How

02:43:10



Section B



Online

stimulus

Arahan: Teliti poster yang berikut.

Perkhemahan Teater 2024  
anuran  
Kelab Masyarakat Teratai

Khas untuk remaja yang berusia antara 13-19 tahun  
Tarikh : 6-7 Januari 2024  
Tempat : Kelab Masyarakat Teratai  
20 Jalan Nuri  
Singapura 130020

Objektif  
menggalakkan penggunaan bahasa Melayu

## BAHAGIAN B (10 MARKAH)

- 6 Perkhemahan Teater 2024 diadakan untuk \_\_\_\_\_.
- (A) menggalakkan remaja menggunakan bahasa Melayu
  - (B) memberi remaja peluang menjadi peserta bengkel drama
  - (C) menunjukkan kreativiti remaja menghasilkan pementasan mini
  - (D) mengajar remaja perkara yang berkaitan dengan bidang teater

- 7 Perkongsian pengalaman dalam bidang teater akan disampaikan oleh \_\_\_\_\_.
- (A) Zaid Hakim
  - (B) Sarah Amran
  - (C) Kumpulan Teater Suria
  - (D) Kumpulan Teater Pelangi

- 8 Para peserta berpeluang untuk menyaksikan pementasan teater berjudul \_\_\_\_\_.


← Back

Click Review

Review

Bookmark

Next →

Click the scroll down icon  to see more text.

Click **Back** to go to previous question.

Use **Bookmark** to label question for **Review** later.

Click **Next** to go to the next question.

# Review Questions




## Review questions

Below is the summary of your answers. You can review your questions in three different ways. The buttons in the lower left-hand corner correspond to these three ways:

1. Click "Review All" if you want to check all of your answers.
2. Click "Review Incomplete" if you want to go to the question(s) you have not answered yet.
3. Click "Review Flagged" if you want to go to the question(s) you bookmarked.

You may also click on the question number to go directly to the question.







Click "Close Review" to go back.

 Attempted    Unattempted    Bookmarked

 1    2    3    4    5    6    7    8    9    10    11    12    13    14    15

This is a summary of candidate's answers.  
The review can be done in three different ways.

- (1) Review All** if candidate wants to check all the answers.
- (2) Review Incomplete** if candidate wants to go to the question(s) that is/are yet to be answered.
- (3) Review Flagged** if candidate wants to go to the question(s) that is/are bookmarked.



# Highlight Text

**Arahan:** Baca rencana di bawah ini dengan teliti.

### Tali Kasut

Tali kasut turut diberi perhatian dalam fesyen hari ini, khususnya dalam kalangan remaja yang pandai bergaya. Oleh itu, warna dan corak tali kasut disesuaikan mengikut cita rasa golongan ini.



**A** Highlight

Namun, fesyen tali kasut tidak terd... aknya sabaja. Malah

stimulus

**Arahan:** Baca rencana di bawah ini dengan teliti.

### Tali Kasut

Tali kasut turut diberi perhatian dalam fesyen hari ini, khususnya dalam kalangan remaja yang pandai bergaya. Oleh itu, warna dan corak tali kasut disesuaikan mengikut cita rasa golongan ini.




### Soalan C2 (6 markah)

**Arahan:** Berdasarkan rencana yang diberikan, pilih jawapan yang paling sesuai bagi setiap soalan.

**13** Fesyen tali kasut kini memberikan perhatian kepada \_\_\_\_\_ .

- (A) cara mengikat tali kasut
- (B) cita rasa golongan remaja
- (C) warna dan corak tali kasut
- (D) remaja yang pandai bergaya

You can highlight **any text(s)** on the stimulus and questions. To do so, select the required text(s) first and the **Highlight icon**  **Highlight** will appear. Click on the icon to highlight the words.



# Remove Highlight


**Tali Kasut**

Tali kasut turut diberi perhatian dalam fesyen hari ini, khususnya dalam kalangan remaja yang pandai bergaya. Oleh itu, warna dan corak tali kasut disesuaikan mengikut cita rasa golongan ini.

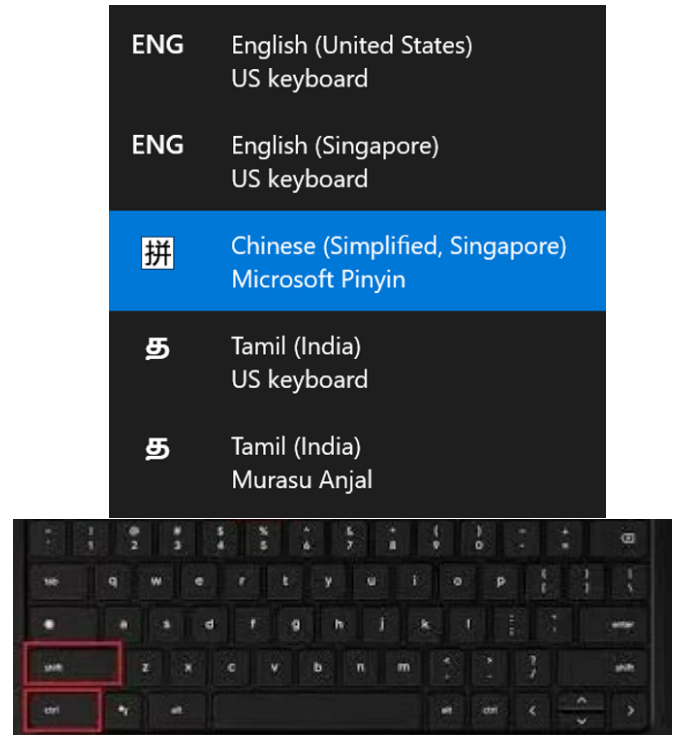
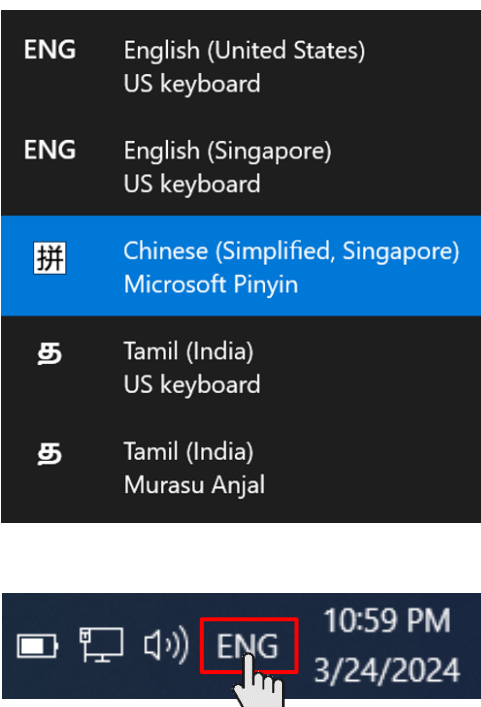


**A Remove Highlight**

Namun, fesyen tali kasut tidak terhad kepada warna dan coraknya sahaja. Malah, perhatian kini diberikan kepada cara mengikat tali kasut. Cara mengikat tali kasut yang lebih kompleks menjadi tumpuan masa kini. Semakin kompleks ikatannya, semakin menarik ikatan yang dihasilkan.

To remove the highlight, you can highlight **any text(s)** on the stimulus and questions. To do so, select the highlighted text(s) first and the **Remove Highlight icon**  will appear. Click on the icon to remove the highlight.

# Changing Language (For Chinese & Tamil Language papers)

 <p>ENG English (United States) US keyboard</p> <p>ENG English (Singapore) US keyboard</p> <p><b>拼</b> Chinese (Simplified, Singapore) Microsoft Pinyin</p> <p>த Tamil (India) US keyboard</p> <p>த Tamil (India) Murasu Anjal</p>	<p>OR</p>  <p>ENG English (United States) US keyboard</p> <p>ENG English (Singapore) US keyboard</p> <p><b>拼</b> Chinese (Simplified, Singapore) Microsoft Pinyin</p> <p>த Tamil (India) US keyboard</p> <p>த Tamil (India) Murasu Anjal</p> <p>ENG 10:59 PM 3/24/2024</p>
---	---

Press **ALT + Shift** and select the correct language for the paper.

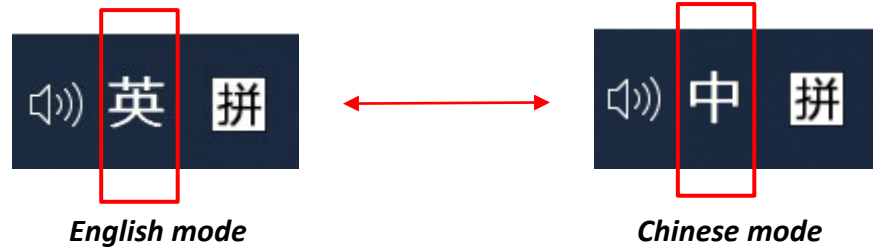
In the Notification area, click on the current input language (default) – **ENG**. Select the correct language for the paper.

Students need to select the correct language before starting the response entry to the candidate's response window.

Note: For Tamil candidates, you use "Murasu Anjal" Tamil Font while Chinese candidates, you use "Chinese (Simplified)".




# Changing Language mode (For Chinese papers)



In Chinese "Microsoft Pinyin" language setting, candidate can toggle between English and Chinese mode by clicking on "Shift" or "Ctrl + Space" or "Ctrl".


# Copy and Paste

## Copy using Keyboard



Select the text and use **Ctrl + C** to copy the selected text.

## Paste using Keyboard



Select the text and use **Ctrl + C** to copy the selected text.

Use **Ctrl + V** to paste the text(s) on the candidate's response window

Do note that Copy and paste is for Text only.

# System Prompts in e-Examination

# Reminder for time left

The screenshot displays an online exam interface. At the top, there is a navigation bar with 'Section C2', a dropdown menu, and three question status indicators (13, 14, 15) with checkmarks. An 'Online' status indicator is in the top right. The main content area is divided into two columns. The left column contains text about shoelace styles and an image of four different shoelace patterns. The right column contains a question titled 'Soalan C2 (6 markah)' with instructions and a multiple-choice question. A blue 'Reminder' pop-up window is centered over the question, displaying 'Time remaining: 00:15:00' and an 'OK' button. A hand cursor is pointing at the 'OK' button.

Section C2

13 14 15

Online

bergaya. Oleh itu, warna dan corak tali kasut disesuaikan mengikut cita rasa golongan ini.

Namun, fesyen tali kasut tidak terhad kepada warna dan coraknya sahaja. Malah perhatian kini diberikan kepada cara mengikat tali kasut. Cara lebih kompleks menjadi tumpuan masa kini. Semakin kompleks dan menarik ikatan yang dihasilkan.

Yang jelas, hal tersebut untuk seseorang untuk ikatan yang menarik. Ikatan yang pelbagai ini memberikan kelainan kepada fesyen tali kasut yang sedia ada. Di samping itu juga, cara mengikat tali kasut yang pelbagai dapat menambahkan keindahan kepada dunia fesyen tali kasut.

Yang menariknya, ikatan yang dihasilkan mempunyai namanya yang tersendiri. Nama ikatan seperti *loop back* dan *ladder* merupakan antara nama ikatan yang disenaraikan. Begitulah perkembangan fesyen tali kasut. Namun begitu, seseorang remaja juga harus memikirkan kesesuaian ikatan dengan jenis kasut yang dipakai. Hal ini perlu untuk memastikan seseorang remaja itu dapat bergerak dengan selesa.

Soalan C2 (6 markah)

Arahan: Berdasarkan rencana yang diberikan, pilih jawapan yang paling sesuai bagi setiap soalan.

Perhatian kepada \_\_\_\_\_.

14. Bermacam-macam ikatan tali kasut direka untuk \_\_\_\_\_.

(A) mencabar kreativiti seseorang

(B) menjadikan tali kasut tumpuan masa kini

(C) memberikan kelainan kepada fesyen tali kasut

(D) menambahkan keindahan kepada dunia fesyen

A **reminder** will appear to remind the candidate when there is **15 minutes left** to complete the paper. Click **OK** to close the reminder. Or else, the **reminder** will auto-disappear in 15 seconds.

# Submission

## Review questions

Below is the summary of your answers. You can review your questions in three different ways. The buttons in the lower left-hand corner correspond to these three ways:

.Click "Review All" if you want to check all of your answers.

.Click "Review Incomplete" if you want to go to the question(s) you have not answered yet.

.Click "Review Flagged" if you want to go to the question(s) you bookmarked.

You may also click on the question number to go directly to the question.

Click "Close Review" to go back.

The screenshot displays a 'Review questions' interface. At the top, there are three filter buttons: 'Attempted' (with a green checkmark), 'Unattempted' (with a red arrow), and 'Bookmarked' (with a blue bookmark icon). Below these is a row of question indicators, numbered 1 through 8, each with a green checkmark. A 'Timeout' dialog box is overlaid in the center, featuring a blue header, the text 'Test time out...', a red circle containing the number '1', and a purple 'OK' button with a hand cursor pointing to it. At the bottom of the page, there are three buttons: 'Review All', 'Review Incomplete', and 'Review Flagged'. To the right of these is a large blue 'SUBMIT' button with a gear icon. Further right is a 'Close' button with a globe icon and a dropdown arrow.

**Submit** button and **Timeout** message will appear after the countdown timer (exam duration) runs out. Candidate will be brought to the **Review Questions** page.

# Submission

## Review questions

Below is the summary of your answers. You can review your questions in three different ways. The buttons in the lower left-hand corner correspond to these three ways:

1. Click "Review All" if you want to check all of your answers.
  2. Click "Review Incomplete" if you want to go to the question(s) you have not answered yet.
  3. Click "Review Flagged" if you want to go to the question(s) you bookmarked.
- You may also click on the question number to go directly to the question.  
Click "Close Review" to go back.

The screenshot shows an exam review interface. At the top, there are three filter buttons: 'Attempted' (with a green checkmark), 'Unattempted' (with a red arrow), and 'Bookmarked' (with a blue bookmark icon). Below these are eight question indicators, each a small square with a number and a status icon. Question 1 is bookmarked (blue icon), while questions 2 through 8 are attempted (green checkmarks). A 'Confirm submit' dialog box is open in the center, with a purple header and a white body. The dialog text reads: 'Your test time has been completed, Please click on Ok button to Submit.' The 'OK' button in the dialog is highlighted with a red square, and a hand cursor is pointing at it. A red circle with the number '3' is next to the dialog. At the bottom of the interface, there are four buttons: 'Review All', 'Review Incomplete', 'Review Flagged', and 'SUBMIT'. The 'SUBMIT' button is highlighted with a red square, and a hand cursor is pointing at it. A red circle with the number '2' is next to the 'SUBMIT' button. On the far right, there is a 'Close Review' button.

Click **Submit** to submit your responses at the end of the exam. Click **OK** to confirm your submission.



# Submission


Your response has been submitted successfully.  
You have been logged off.



Once your responses are submitted, candidate will see a **message** that the response has been submitted successfully. Click **Close** to end the examination. This will bring you back to the eExam2 login page again.

# Types of Questions in an e-Written paper

# Multiple Choice

Click  icon to expand respective sections to full screen.

Candidate to choose the correct answer from a list of possible answers for the question(s).

stimulus

**Arahan:** Baca rencana di bawah ini dengan teliti.

## Tali Kasut

Tali kasut turut diberi perhatian dalam fesyen hari ini, khususnya dalam kalangan remaja yang pandai bergaya. Oleh itu, warna dan corak tali kasut disesuaikan mengikut cita rasa golongan ini.



Namun, fesyen tali kasut tidak terhad kepada warna dan coraknya sahaja. Malah, perhatian kini diberikan kepada cara mengikat tali kasut. Cara mengikat tali kasut yang lebih kompleks menjadi tumpuan masa kini. Semakin kompleks ikatannya, semakin menarik ikatan yang dihasilkan.



Yang ielas, hal ini mencabar kreativiti

## Soalan C2 (6 markah)

**Arahan:** Berdasarkan rencana yang diberikan, pilih jawapan yang paling sesuai bagi setiap soalan.

13 Fesyen tali kasut kini memberikan perhatian kepada \_\_\_\_\_.

- (A) cara mengikat tali kasut
- (B) cita rasa golongan remaja
- (C) warna dan corak tali kasut
- (D) remaja yang pandai bergaya

14 Bermacam-macam ikatan tali kasut direka untuk \_\_\_\_\_.

- (A) mencabar kreativiti seseorang
- (B) menjadikan tali kasut tumpuan masa kini
- (C) memberikan kelainan kepada fesyen tali kasut
- (D) menambahkan keindahan kepada dunia fesyen

Stimulus can include text(s), image(s), sound or music recording(s), video(s), animation(s) or interactive stimuli.

# Structured Question

A-CLB  
8611-P1

A-MLB  
8613-P1

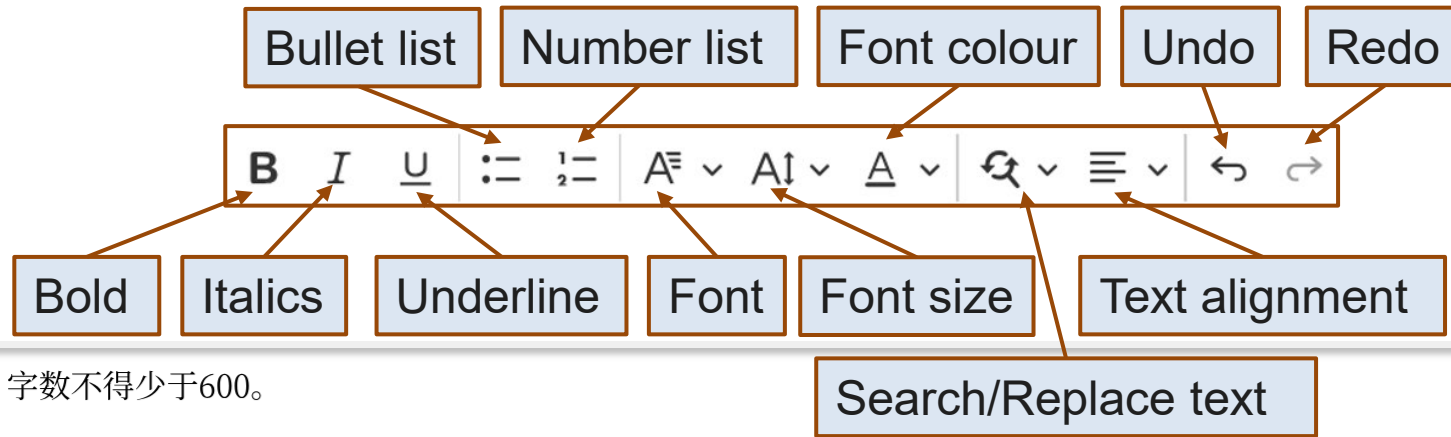
A-TLB  
8614-P1

H2-CLL  
9575-P2

H2-MLL  
9756-P2

H2-TLL  
9577-P2

H2-Translation  
CL 9571-P1



任选一题，字数不得少于600。

1 试以“我的世外桃源”为题，写一篇抒情文或记叙文。

Words: 1

**B** *I* U := !:= A<sup>≡</sup> ∨ A<sub>!</sub> ∨ A ∨ 🔍 ∨ ≡ ∨ ↶ ↷

asda

Candidate's response box. Candidates to type here

Thank you for using this guide

