

---

---

# Candidates Portal - User Guide for Activation of Account, Viewing of Results and Appeal

---

---

# Contents

S/No.	Features
1	<a href="#"><u>Candidates Portal Singpass Login</u></a>
2	<a href="#"><u>Candidate Portal Account Login (Non-Singpass Holders)</u></a> <a href="#"><u>2.1 Set Password</u></a> <a href="#"><u>2.2 Account Login</u></a>
3	<a href="#"><u>View Results (Accessible on result release day)</u></a>
4	<a href="#"><u>Private Candidate to Apply and Pay for Appeal</u></a>

# 1. Candidates Portal Singpass Login

The image shows a screenshot of the SEAB Candidates Portal Singpass Login page. The page features the SEAB logo and name at the top left. The main heading is "Log in to Candidates Portal". Below this is a red button labeled "Log in with Singpass". A horizontal line with "OR" in the center separates this from the "Log in to an existing account" section. This section includes fields for "Username" and "Password", each with a corresponding icon (a person for username, a lock for password). Below these fields is an orange "Login" button. At the bottom left of the login section are three links: "Forgot Username / Unlock Account", "Forgot Password", and "Activate Account".

A callout box on the right side of the page contains the following text:

1. Singpass login is only meant for Candidates with Singpass.  
Click Log in with Singpass

An illustration on the right side of the page depicts a person in an orange shirt holding a large yellow lightbulb, symbolizing an idea or knowledge. Another person in a blue shirt is sitting on a stack of books, reading a document. A dashed blue line with an arrow points from the callout box towards the illustration.

At the bottom of the page, there is a dark blue footer with the text "Singapore Examinations and Assessment Board" on the left and "Feedback Contact Us FAQ" on the right.

# 1. Candidates Portal Singpass Login

A Singapore Government Agency Website

**singpass**

Advisory Note

Your SingPass account contains a lot of personal data. Do not share your username, password and 2FA details with anyone.

**Log in with Singpass**  
Your trusted digital identity

**Singpass app** Password login

Scan with Singpass app to log in

Don't have Singpass app? [Download now](#)

2. User will be directed to Singpass site to enter their Singpass credentials

[Back to Contents](#)

## 2.1. Set Password (Non-Singpass Holders)

An Account Has Been Created in Candidates Portal For You Inbox x



noreply\_cpep@seab.gov.sg  
to cpepuser1+olevel ▾

1. User will receive an email that an account has been created for him/her.



Singapore Examinations and Assessment Board

### An Account Has Been Created in Candidates Portal For You

Dear candidate-sji-309,

Your account has been created in the Candidates Portal  
The Username provided below is for your access to the portal.  
Username: **candidatesji309**

Please click on the button below to set your password to complete the account creation process.

[Set Password](#)

2. To activate the account, click Set Password

**Note:** Set Password link will be invalidated if account is not activated within 14 days.

If you require any clarification, please contact us via this [link](#).

[Back to Contents](#)

## 2.1. Set Password

### Set Password

Password

Confirm Password

Use 12 or more characters with at least two of the following - Upper case, Lower case, Digits, Special characters.

**Set Password**

3. Candidate will directed to a Set Password page in Candidates Portal.  
User to enter their desired password twice

**Note:** Password needs to follow the password policies

## 2.2. Candidates Portal Account Login

SEAB  
Singapore Examinations and Assessment Board

### Log in to Candidates Portal

Log in with Singpass

OR

Log in to an existing account

Username

Username

Password

Password

Login

[Forgot Username / Unlock Account](#) | [Forgot Password](#) | [Activate Account](#)

Singapore Examinations and Assessment Board

Feedback Contact Us FAQ

1. Users without Singpass will log in using Candidates Portal Username and Password

[Back to Contents](#)

## 2.2. Candidates Portal Account Login

### One-Time Password

**Email**

SMS

Enter the 6-digit One-Time Password (OTP) sent to your email tes\*\*\*\*@hotmail.com.

**Submit**

If you do not receive an OTP on your mailbox within 00:25 , please click on the 'Resend OTP' button here

Resend OTP

2. Enter the One-Time Password sent via Email or SMS.


Default mode will be Email.


[Back to Contents](#)




# 3 View Results (Accessible on result release day)

A Singapore Government Agency Website

 Applying for Exams ▾ Getting Ready for Exams ▾ Getting Exam Results ▾ Making Requests ▾ | candidate-sji-1... ▾ A- A+

Welcome, 



View Results

GCE N-LEVEL [View Result](#)

Singapore Examinations and Assessment Board [Feedback](#) [Contact Us](#) [FAQ](#)

3. View Result

[Back to Contents](#)

# 3 View Results (GCE)

Home > Results Release > Results

## Results

### Exam Series

Mid-Year

### Exam Year

2021

### Exam Centre/School

Madrasah Wak Tanjong Al-Islamiah

### Candidate Details

#### Candidate Name

[REDACTED]

#### Citizenship

Singapore Citizen

#### NRIC/FIN/Passport No.

[REDACTED]

#### Index No.

[REDACTED]

2. Candidate's details and results will be displayed

Subject Name	Subject Code	Grade Alphabetical	Grade Numerical	Language Medium
Humanities (Social Studies, Geography)	2272	B	Four	English
Mathematics	4048	B	Three	English

If you wish to appeal for review of results, please [click here](#).

**Note:** Candidate who wish to apply for Appeal can click on the respective link below the results. [Link is shown only to private candidates.](#)

[Back to Contents](#)

# 4 Private Candidate to Apply and Pay for Appeal

## Appeal for Review of Results

### Important Notes for Candidates

- The appeal for review of results covers the review of the marking and a full clerical re-check. No report on the candidate's performance will be provided.
- You will not be able to view the marked scripts during the application.
- Reasons related to Special Consideration (e.g. unwell, bereavement) cannot be considered for the appeal for review of results.
- The appeal will only be considered by the Singapore Examinations and Assessment Board (SEAB) if the appeal application is submitted to SEAB no later than 5 working days after the official release of the results.
- You shall make full payment of the appeal application fees upon submission of your appeal application to SEAB. The following appeal fees will be charged for each subject:

Exam Level	Subject Level	Appeal Fees
GCE N-Level,GCE O-Level	-	S\$112.35
GCE A-Level	H1	S\$112.35
GCE A-LEVEL	H2,H3	S\$181.90

- There will be no refund upon submission of your application.
- You can expect to receive the outcome of your appeal within 6 weeks from the closing date, via email.

### Get Started

Select Exam Level

GCE A-LEVEL

Start a New Appeal

1. Key instructions will be displayed

2. Click Start a New Appeal to start

[Back to Contents](#)

# 4 Private Candidate to Apply and Pay for Appeal

## Appeal for Review of Results

1

Select Subject(s)

2

Review Application

### Select Subject(s)

#### Candidate Details

##### Candidate Name

candidate-sji-nric-1

##### NRIC/FIN/Passport No.

S0000001S

##### Citizenship

SINGAPORE CITIZEN

##### Exam Centre/School

St Joseph's Institution International

##### Index No.

20010013

### Select Subject(s)

##### Exam Year

2021

##### Exam Level

GCE A-LEVEL

##### Exam Series

Mid Year

Subject Name	Subject Code	Grade Alphabetical	Grade Numerical	Language Medium	Status
<input checked="" type="checkbox"/> CHINESE LANGUAGE (REVISED)	8655	D	SEVEN	CHINESE	Eligible for Appeal

Back

Proceed with 1 Subject(s)


3. Select subjects to appeal

4. Click Proceed with 'x' Subjects

[Back to Contents](#)

# 4 Private Candidate to Apply and Pay for Appeal

## Appeal for Review of Results



5. Confirm all details before proceeding to payment

### Select Subject(s)

#### Candidate Details

##### Candidate Name

candidate-sji-nric-1

##### NRIC/FIN/Passport No.

S0000001S

##### Citizenship

##### Exam Centre/School

St Joseph's Institution International

##### Index No.

20010013

### Select Subject(s)

##### Exam Year

2021

##### Exam Level

GCEA

##### Exam Series

MID-YEAR

6. Check the Declaration

### Select Subject(s)

##### Exam Year

2021

##### Exam Level

GCEA

##### Exam Series

MID-YEAR

Subject Name	Subject Code	Grade Alphabetical	Grade Numerical	Language Medium	Appeal Fees Payable (excl 7% GST) (SGD)
CHINESE LANGUAGE (REVISED)	8655	D	SEVEN	CHINESE	\$5105.00

#### Candidate Details

##### GST Reg No.

M9-0008709-C

##### Total Appeal Fees

Total Payable Fee (Excl. GST)

Goods and Service Tax (GST) 7%

##### Total Payable

##### Amount (SGD)

\$5105.00

\$57.35

\$5112.35

#### Declaration

I unreservedly declared that the information on this form is correct and I understand that my application will be rejected if any of the information provided is incomplete. I have also read and understood the information as stated under the 'Important Notes for Candidates'.

Back

Proceed to Payment

7. Click Proceed to Payment

[Back to Contents](#)

## 9.1 Private Candidate to Apply and Pay for Appeal

Please try to fetch again

### Select Payment Method

Credit/Debit Card

PayNow

Cancel

8. Select Payment method

**Note:** By default, Candidate would only be provided the following payment method options:

- Credit/Debit Card
- PayNow



[Back to Contents](#)

# 9.1 Private Candidate to Apply and Pay for Appeal

## Payment Method: Credit/Debit Card

Merchant Page - Google Chrome	
uat2.enets.sg/GW2/TxnReqListenerToHost	
Display Name	STYL SOLUTIONS
Merchant Reference	20210606133445406
Code	
Nets Reference Code	20210606133449225
Amount	SGD 107.00

### Payment Methods

Name on Card

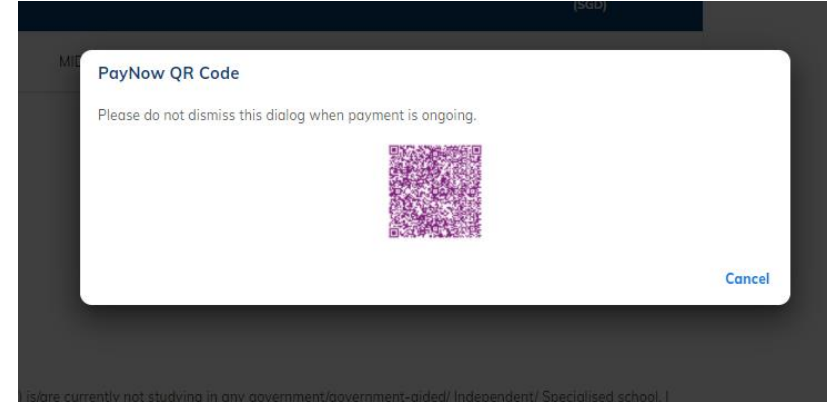
Card Number

CVV/CVV2

Expiry Date

Email (Optional)

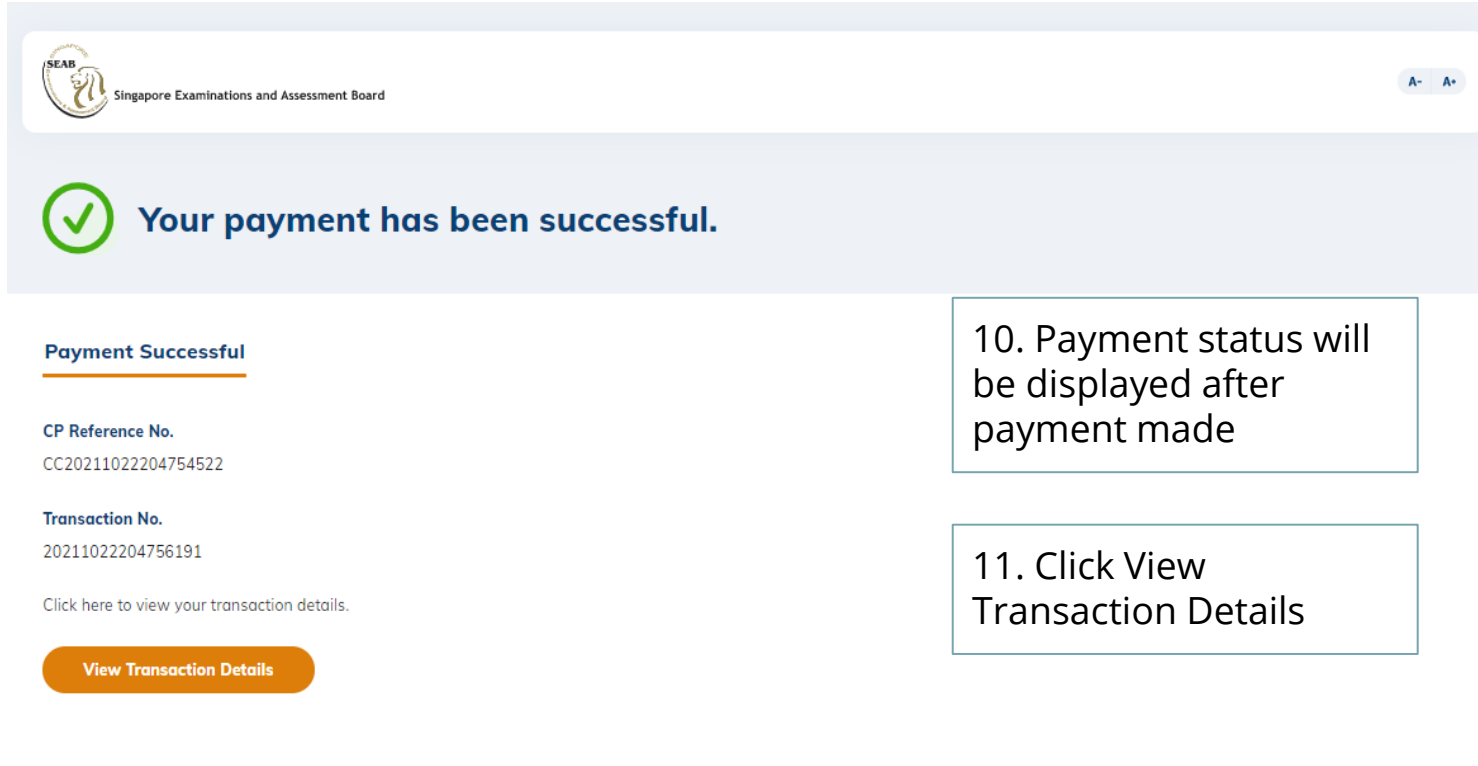
## Payment Method: PayNow



9. Make payment based on the payment method selected

[Back to Contents](#)

# 4 Private Candidate to Apply and Pay for Appeal



The screenshot shows the SEAB (Singapore Examinations and Assessment Board) website. At the top left is the SEAB logo and name. At the top right are accessibility icons (A- and A+). A large green checkmark icon is followed by the text "Your payment has been successful." Below this, the heading "Payment Successful" is underlined. Two pieces of information are listed: "CP Reference No." with value "CC20211022204754522" and "Transaction No." with value "20211022204756191". A link "Click here to view your transaction details." is provided, along with an orange button labeled "View Transaction Details".

**SEAB**  
Singapore Examinations and Assessment Board

**✓** Your payment has been successful.

**Payment Successful**

**CP Reference No.**  
CC20211022204754522

**Transaction No.**  
20211022204756191

[Click here to view your transaction details.](#)

[View Transaction Details](#)

10. Payment status will be displayed after payment made


11. Click View Transaction Details

[Back to Contents](#)



# 4 Private Candidate to Apply and Pay for Appeal

Home > Appeal for Review of Results Applications > Appeal For Review of Results



## Thank you. Your appeal application has been submitted.

**Payment Summary** [View full summary](#)

### Transaction Details

<b>Payment Date/Time</b> 22 Oct 2021 20:48	<b>Transaction No.</b> 20211022204756191
<b>Amount Paid (SGD)</b> S\$112.35	<b>Payment Method</b> CREDIT/DEBIT CARD
<b>Reference No.</b> CC20211022204754522	<b>GST Reg No.</b> M9-0008709-C

[Back to Appeal Applications](#)

12. Summary of transaction will be displayed

13. Click View full summary to view details

[Back to Contents](#)

# 4 Private Candidate to Apply and Pay for Appeal

## Application Details

[Download Summary](#)

### Application ID

20211022204734732

### Status

Submitted

14. Click Download Summary to download a pdf of the receipt

## Candidate Details

### Name

candidate-acs-nric-14

### NRIC/FIN/Passport No.

S1000014A

### Citizenship

SINGAPORE PERMANENT RESIDENTS

### Exam Centre/School

ACS International

### Index No.

20010036

## Selected Subject(s)

### Exam Year

2021

### Exam Level

GCE O-LEVEL

### Exam Series

MID-YEAR

Subject Name	Subject Code	Grade Alphabetical	Grade Numerical	Language Medium	Appeal Fees Payable (excl of 7% GST) (SGD)
MALAY	1148	D	SEVEN	MALAY	S\$105.00

[Back to Contents](#)

# 4 Private Candidate to Apply and Pay for Appeal



Singapore Examinations and Assessment Board

## Candidates Portal Receipt for Appeal for Review of Results Application

Dear Candidate,

Your transaction details are as follows:

Payment Date/Time: 03 Nov 2021 15:15

Transaction Ref.: 20211103151541271

Total Amt: \$112.35

Exam Level/Type: GCE N-LEVEL

Please click on the button below to view the receipt summary.

[View Receipt](#)

If you require any clarification, please contact us via this [link](#).

15. Candidate will also receive an email with a button link to view the receipt in Candidates Portal

**Note:** Candidate needs to log in to view the receipt in Candidates Portal

[Back to Contents](#)