



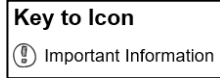
Singapore Examinations and Assessment Board

2024

PRIMARY SCHOOL LEAVING EXAMINATION

EXAMINATION RULES AND REGULATIONS FOR CANDIDATES





CONTENTS

1. INTRODUCTION	3
2. REGISTRATION AND EXAMINATION FEES.....	3
3. SITTING FOR EXAMINATIONS	5
4. WRITTEN EXAMINATIONS	7
5. LISTENING COMPREHENSION EXAMINATIONS	8
6. ORAL EXAMINATIONS.....	8
7. EXAMINATION REGULATIONS	9
8. USE OF DICTIONARIES	13
9. USE OF SCIENTIFIC CALCULATORS	15
10. ACCESS ARRANGEMENTS.....	17
11. INSTRUCTIONS FOR UNEXPECTED SITUATIONS	19
12. RESULTS AND CERTIFICATES.....	20
13. WITHDRAWAL FROM PSLE	22
14. APPEAL FOR REVIEW OF PSLE RESULTS.....	22
15. OWNERSHIP OF EXAMINATION MATERIALS	23
16. ANNEXES	24
Annex A: PSLE Timetable	24
Annex B: List of Approved Dictionaries	28
Annex C: List of Approved Scientific Calculators.....	36
Annex D: Items allowed and disallowed for use during examination ...	40
Annex E: DOs and DON'Ts for the examinations	41
Annex F: Checklist for PSLE	43

1. INTRODUCTION

- 1.1 Welcome to the final year of your primary school education journey. This is a milestone year where you will be sitting for the Primary School Leaving Examination (PSLE).
- 1.2 This booklet contains instructions, rules and regulations for the PSLE. Please read it carefully and comply with all instructions, rules and regulations.
- 1.3 You may refer to the checklist in *Annex F* as a guide on what to note and bring for the PSLE.
- 1.4 If you are sitting for the Non-Tamil Indian Language (NTIL) examination, you will also be given a set of “Instructions for Candidates on the NTIL Examination”. Please approach your teacher / school for the document.
- 1.5 Visit SEAB’s website at <https://www.seab.gov.sg> for details on the PSLE syllabus.
- 1.6 Approach your teacher if you have any questions about the information in this booklet.
- 1.7 Please share the information in this booklet with your parents / guardians.
- 1.8 We wish you all the best in your PSLE.

2. REGISTRATION AND EXAMINATION FEES

- 2.1 You should register for a subject combination that includes Standard or Foundation levels of English, Mother Tongue, Mathematics and Science.

2.2 These are the possible subject combinations:

- a) 4 Standard Subjects and 1 Higher Mother Tongue
- b) 4 Standard Subjects
- c) 3 Standard Subjects and 1 Foundation Subject*
- d) 2 Standard Subjects and 2 Foundation Subjects
- e) 1 Standard Subject and 3 Foundation Subjects
- f) 4 Foundation Subjects

** does not include Foundation English*

2.3 Examination Fees

- a) Your examination fees are based on your citizenship status as of 18 April 2024, the last day of examination registration. There will be no change in the fees payable if you change your citizenship status after this date.
- b) If you are a Singapore Citizen as of 18 April 2024, you will get a full waiver of the examination fees.
- c) If you are a Singapore Permanent Resident (PR) or an International Student (IS) as of 18 April 2024, you will pay the examination fees based on your residency status.

2.4 Examination Timetable and Safe Management Measures

- a) The examination timetable is found in *Annex A*. The duration of each examination paper includes the time to read the questions and write and/or shade your answers.

- b) SEAB may update instructions for the examinations where appropriate. You will be informed of these updates through your school.

3. SITTING FOR EXAMINATION

3.1 It is compulsory for you to sit for all papers of your examination (e.g. Oral, Listening Comprehension, written papers). You may not get a grade if you miss any of the papers without a valid reason.

3.2 Multiple Choice Questions (MCQs)

- a) You must **not write your answers in the question booklet as they will not be marked.**
- b) You should use a **2B pencil to shade your answers on the Optical Answer Sheet (OAS). Shade the oval completely and firmly** so that your answers can be clearly read.
- c) You should use a soft eraser if you wish to change your answers. Erase the shaded answer completely before shading the new oval.
- d) You must not crumple, fold, tear, wet, damage or make any unnecessary marks on any part of the OAS.

3.3 Questions that require you to provide your answers on the Answer Booklet:


- a) **You should write your answers clearly in black (recommended) or dark blue ballpoint pen and**

draw diagrams with a sharp 2B pencil only.

- b) You are recommended to use a **0.5mm tip** ballpoint pen. This reduces possible smudging and to ensure that your writing is clear.
- c) Unless otherwise instructed, you must not write your answers in pencil as the responses may be too faint for marking.
- d) You must not use erasable ink pen.
- e) You must not write your answers in shaded figures or table headers as this may affect the legibility of the answers.
- f) Sufficient space is provided for you to answer each question. Should you run out of space because of cancellations, you may write your answer on any blank space in the Answer Booklet that is within the margins of the page. Label your answer clearly to help the markers identify the question you are answering.
- g) You must not use correction fluid or tape as it may affect the readability of your answers. There were instances where candidates did not complete their answers after the correction fluid or tape had been applied. Correction fluid or tape may also damage the answer script (e.g. covering other parts of the answers or causing pages to be glued together).
- e) You must not use a highlighter to draw attention to your answers as it may make it harder for your answers to be read by the markers.

4. WRITTEN EXAMINATION

- 4.1 The written examination will be held over five days.
- 4.2 You must paste your personalised barcode label on the allocated space of the Question / Answer Booklet or Answer Sheet's cover page. The barcode label will be issued by the invigilator.
- 4.3 You must check that your information on the label is correct.



- 4.4 The invigilator will inform you if you are required to write your index number on the cover page of the Question / Answer Booklets.
- 4.5 You must read and follow the instructions printed on each Question Booklet and Answer Booklet / Sheet carefully.
- 4.6 **For Composition papers**, you must:
- Write your answers on the lined or boxed pages of your composition Answer Booklet.
 - Write on both sides of your Answer Booklet.

- c) Not leave any lines in-between your answers on the Answer Booklet. The line spacing has been increased to provide space for editing.

4.7 For English Language (EL) / Foundation English Paper 1, you must only write your answers on the allocated pages for Situational Writing and Continuous Writing.

5. LISTENING COMPREHENSION EXAMINATION

5.1 The Listening Comprehension (LC) examination consists of MCQs.

5.2 You must shade the appropriate oval on the OAS using a 2B pencil when answering each question.

5.3 You must complete the shading of answers within the duration of the LC examination. No extra time will be given at the end of the LC broadcast to shade the answers.

5.4 If you are unable to hear the LC broadcast clearly, raise your hand immediately to inform the invigilator.

6. ORAL EXAMINATION

6.1 Your Oral examination for EL / Foundation EL and Mother Tongue Language (MTL) / Foundation MTL are held within two days.

- 6.2 Your school will inform you of your reporting time and the examination that you will be sitting for, minimally two days before your Oral examination.
- 6.3 **You must not bring any reading material, notes or mobile phone to the examination rooms, including to the silent preparation station.**
- 6.4 You must not leave the examination venue and the school until the examination personnel tells you to do so.

7. EXAMINATION REGULATIONS

**BEFORE
the start of the examination**



- 7.1 You must be punctual for all examination papers. You will not be given make-up time if you are late without valid reason(s).
- 7.2 You must be seated at your assigned desk at least 15 minutes before the start of each examination.
- 7.3 You must be in the appropriate school attire as approved by the school. Wearing of full school uniform is not required.
- 7.4 **You must pay attention when the examination personnel are giving instructions.**
- 7.5 You must bring all materials needed for the examination. They include black (recommended) or dark blue ballpoint pens, 2B pencils, soft erasers,

sharpeners and standard mathematical instruments (ruler, protractor and set-squares).

7.6 You must place your bag outside the examination venue or in a place identified by the examination personnel.

7.7 You must check your belongings (e.g. folder, pockets, pencil case, jacket) to ensure that there is no unauthorised item, including mobile phone and reading materials before entering the examination venue (e.g. examination room / hall, quarantine room, waiting room). Examples include but are not limited to the following:



- **Computerised devices**
 - Tablet
 - Pocket PC
 - Personal Digital Assistant
 - Digital diary
 - eBook
- **Communication devices**
 - Mobile phone
 - Smart watch
 - Earphones / Wireless earbuds
- **Smart devices**
 - Smart watch
 - Smart glasses
 - Fitness tracker
- **Other Electronic devices**
 - Camera
 - Audio recorder / player
 - Gaming device
 - Storage device

7.8 For papers that allow the use of dictionaries or calculators, do not bring printed and electronic dictionaries, and calculators that are not on the approved list into the examination venue (e.g. examination room / hall).

7.9 You must not bring unauthorised materials into the examination venues (e.g. examination room/ hall).

Examples include but are not limited to the following:

- Writing papers
- Sticky notes
- Books
- Writings on entry proof
- Notes / reference materials
- Conversion table / Formulae sheets in mathematical set or calculator cover

Please surrender any unauthorised devices, equipment, materials and personal belongings to the invigilator immediately if you have brought them into the examination room / hall. You will not be penalised if you do so before the examination begins.

**DURING
the examination**

7.10 You must not attempt to cheat or assist in cheating.

You should always face the front. Do not look around during the examination, as this may be perceived as an attempt to cheat.



- 7.11 **You must not communicate (verbally or non-verbally) with the other candidates** before and during the examination, and before you are released from the examination venue.
- 7.12 If you are not feeling well or need to go to the toilet urgently, raise your hand and remain seated. The examination personnel will bring you to a rest area or toilet.
- 7.13 **You must not eat** in the examination venues (e.g. examination room / hall, quarantine room, waiting room).

**AT THE END
of the examination**



- 7.14 You must **stop writing and close your Answer Booklet immediately** when told to do so by the invigilator.
- 7.15 You must **remain seated, face the front, and not communicate (verbally or non-verbally) with other candidates**, while the Question Booklets, Answer Booklets and / or OAS are being collected.
- 7.16 **You must not remove** any used or unused papers, question booklets, Answer Booklets and OAS from the examination room / hall.
- 7.17 **You must not leave the examination venues** (e.g. examination room / hall and quarantine / waiting room) **without permission from the examination personnel**. You are only allowed to leave the examination room / hall and quarantine / waiting room

when you are told to do so by the examination personnel.



If you cheat, attempt to cheat, assist in cheating, misbehave, or do not follow the examination regulations during the examination, you may:

- be banned from taking the examination
- be expelled from the examination venue (e.g. examination room / hall)
- be disallowed from sitting for subsequent papers.
- have your examination results terminated or be imposed with a grade penalty
- have your result slip and / or examination certificate withheld or confiscated
- be banned from registering for the examination in the future

8. USE OF DICTIONARIES



8.1 Mother Tongue Languages (MTL)

You are allowed to use approved dictionaries for Paper 1 (Composition) of the MTL and Higher MTL examinations. Refer to *Annex B* for the list of approved printed and electronic dictionaries (e- dictionaries).

8.2 Non-Tamil Indian Languages (NTIL)

You are allowed to use dictionaries for NTIL Paper 1

(Composition). There is no list of approved dictionaries for NTIL. You can bring in any monolingual dictionary.

8.3 **Other General Instructions**

- a) **You must not have annotation on any pages of your printed dictionaries.** Annotations include stickers, highlighted text or written text. Your dictionaries must also be checked by your school beforehand and bear the school's stamp.
- b) If you are using e-dictionaries, they must be checked by your school beforehand. A school stamp is not required.
- c) Your e-dictionaries must be battery operated and set to the silent mode. Earpieces / headphones / power banks are not permitted in the examination venue.
- d) You are advised to bring along a spare set of batteries for your electronic dictionary.
- e) Any fault with your e-dictionary during the examination will not be accepted as justification for special consideration. You may bring more than one approved e-dictionary into the examination venue.
- f) You must remove any external storage media (e.g. memory card and plug-in modules) from your e-dictionary before the examination if it has an external storage function.

9. USE OF SCIENTIFIC CALCULATORS



If you have an unauthorised dictionary with you during the examination, it will be confiscated.

You are not allowed to borrow any dictionary from other candidates during the examination.

You are only allowed to use **SEAB-approved scientific calculator models** for Mathematics Paper 2 / Foundation Mathematics Paper 2. Refer to *Annex C* for the list of approved calculator models for use.

Your scientific calculator must:

- be in the silent mode, with a visual display only
- display the brand and model number clearly so that it can be verified by the invigilators
- be in working condition (this includes the power supply). This is the responsibility of the candidate and any fault in the calculator will not be considered as justification for special consideration. You may bring more than one approved calculator into the examination venue

- You are not allowed to share calculators with other candidates during the examination.



- You are not allowed to use calculators with:
 - a. an external storage function which can allow users to capture and store data via external storage media, e.g. cards, tapes and plug-in modules.
 - b. wireless communication capability with other machines, e.g. infra-red communication capability.
 - c. capabilities for storing and playing back verbal information.
- You are not allowed to bring in any calculator or instruction leaflet containing any mathematical formula, conversion table, instructions or handwriting. Any such information that is found on the calculator and cannot be removed must be securely covered.



You will be going against examination regulations if you use a calculator with unacceptable features or if you use it for the retrieval of information / programmes during your examination.

10. ACCESS ARRANGEMENTS

- 10.1 Access Arrangements (AA) are examination arrangements granted to candidates with specific learning and / or physical needs that have been diagnosed before the candidates' examinations. This is to enable them to sit for their examinations without compromising the assessment objectives. These arrangements are not intended to give a candidate an unfair advantage over other candidates in the same examination.
- 10.2 Your school would have assisted you in applying for AA for the PSLE for any existing condition that you may have, by the submission deadline in February of the examination year. You will receive your AA outcome letter through your school about three months after the submission of your application. If you have not received the letter after this period, please approach your school for assistance.
- 10.3 You must bring along and show the approved AA outcome letter to the examination personnel before the start of each of your examination.
- 10.4 If you wish to withdraw the approved AA, a letter of withdrawal is required from your parent / guardian. The letter must be submitted through your school to SEAB, at least five days before the date of the examination that your AA has been applied for. SEAB will not reinstate the AA once you have withdrawn it.

10.5 Your result slip and examination certificate will be annotated if you have any of the approved AA listed below.

- a) Extra time allowance (including preparation time for Oral examination);
- b) Exemption from an examination paper e.g. Oral paper, Listening Comprehension paper;
- c) Modification of examination papers;
- d) Use of word processor facilities and other computer aids;
- e) Use of reader / reader pen; and
- f) Use of scribe.

Note: Other approved AA provisions will not be annotated.

10.6 **Annotation Symbols**

The purpose of annotation symbols is to indicate factually that the candidate had taken the examination under conditions that are different from standard prescribed testing conditions, and it is done to uphold the integrity of the system.

A student's progression to secondary education will not be affected by the annotation, as school postings do not take such annotations into account.

There are three types of annotation symbols. The explanations for the symbols are indicated on the back of the result slip and examination certificate.

a) Exemption Symbol (#)

‘The candidate was exempted from satisfying the full range of assessment objectives in this subject.’

b) Access Arrangement Symbol (+)

‘The candidate sat the paper under Access Arrangements.’

c) Absent Without Valid Reason Symbol (*)

‘The candidate was absent for the subject without a valid reason.’

10.7 In the event that you do not make use of the approved AA or if your withdrawal application from the AA is not submitted in time, your result slip and examination certificate will still be annotated.

11. INSTRUCTIONS FOR UNEXPECTED SITUATIONS



- If you are hospitalised or suffering from a contagious disease (e.g. chicken pox or Hand, Foot & Mouth Disease), you must inform your school as soon as you have seen a doctor. Arrangements can be made for you to sit for the examination if:
 - you have been certified as medically fit by a qualified medical practitioner to sit for the examination; and
 - your request to sit for the examination is submitted through your school to SEAB before the start of your examination.

If you are **not feeling well** and are **not able to sit for your examination**, please inform your school and seek advice before the examination.

12. RESULTS & CERTIFICATES

- 12.1 Your result slip and examination certificate will be annotated if you have any of the approved AA.
- 12.2 The PSLE results are usually released in mid-November of the examination year. You will be informed by your school, at least one week before the results release date.
- 12.3 You will receive your PSLE result slip and examination certificate through your school, on the day of the PSLE results release.
- 12.4 You will receive your PSLE certificate if you are awarded a grade for at least one PSLE subject. Ungraded subjects are not reflected on the examination certificate.
- 12.5 If you are suspected of breaching any examination rule or regulation, SEAB may withhold your result slip and examination certificate, pending the outcome of the investigation. SEAB will decide whether to issue your result slip and examination certificate to you after the investigation.

12.6 The PSLE grades that will be awarded are as follows:

SUBJECT	RESULT
English Language	Achievement Level (AL): 1, 2, 3, 4, 5, 6, 7, 8 (AL 1 is the highest and AL 8 the lowest)
Chinese / Malay / Tamil Language	
Bengali / Gujarati / Hindi / Panjabi / Urdu Language	
Mathematics	
Science	
Foundation English Language	Achievement Level (AL): A, B, C (AL A is the highest and AL C the lowest)
Foundation Chinese / Malay / Tamil Language	
Foundation Bengali / Gujarati / Hindi / Panjabi / Urdu Language	
Foundation Mathematics	
Foundation Science	
Higher Chinese / Higher Malay / Higher Tamil Language	Distinction, Merit, Pass, Ungraded

12.7 Your PSLE Score is derived from your overall performance in all subjects except Higher Chinese / Higher Malay / Higher Tamil Language.

12.8 The personal particulars printed on your examination certificate are based on the particulars that were reflected on the verification slip, which your parent / guardian has verified during your PSLE registration.

12.9 Any request for a reprint of your examination certificate due to an amendment of your personal particulars must be made through your school **within one week from the release of your PSLE results.**

- 12.10 Requests received after the deadline will not be considered.
- 12.11 An administrative charge of S\$50 is payable for each request.
- 12.12 The original examination certificate must be returned to the school in exchange for the reprinted examination certificate.
- 12.13 SEAB does not issue duplicate copies of the result slips and examination certificates. Digitised PSLE results are available instead.
- 12.14 For information on digitised results, visit SEAB website at <https://www.seab.gov.sg/home/services/purchase-of-statements-of-results>.

13. WITHDRAWAL FROM PSLE

- 13.1 If you withdraw from the PSLE, you will not be issued any result slip or examination certificate.
- 13.2 You will not be given a refund of the examination fees.

14. APPEAL FOR REVIEW OF PSLE RESULTS

- 14.1 If you wish to apply for a review of your PSLE results, you must submit your request through your **school**.
- 14.2 **An appeal fee will be charged** for each subject.
- 14.3 Your appeal application must reach SEAB through the school **within 5 working days from the release of your PSLE results**.
- 14.4 Applications received after the deadline will not be considered.

15. OWNERSHIP OF EXAMINATION MATERIALS

15.1 The national examination materials (e.g. examination question papers and answer scripts) are copyrighted and **must not be disseminated, published, reproduced in any other form or posted online**, without prior permission from SEAB. SEAB will take the necessary actions if there are any copyright infringements.

15.2 SEAB may recall any issued documents (including result slips and examination certificates) from you at any time in its sole discretion. Reasons for such recalls include, but are not limited to, a discovery that you had committed a serious breach of the examination rules and regulations.

In such cases, the candidate must return the required documents to SEAB without delay. A failure to comply may result in legal proceedings against you to recover such documents and the associated costs.

15.3 All materials submitted for examination purposes (e.g. examination scripts) are deemed as examination materials and their rights shall be assigned to SEAB.

15.4 By registering for the examinations offered by SEAB, you shall assign your rights in the examination materials to SEAB, and acknowledge that SEAB may collect, use and disclose your data for the purpose of carrying out all functions and duties of the SEAB under the SEAB Act 2003.

Annexes

Annex A: 2024 PSLE Timetable

Oral Examination

Date	Paper	Time
Tuesday, 13 August	English Language Foundation English Language Chinese Language Malay Language Tamil Language	0800 – 1330 h
Wednesday, 14 August	English Language Chinese Language Malay Language Tamil Language Foundation Chinese Language Foundation Malay Language Foundation Tamil Language Bengali Language Gujarati Language Hindi Language Panjabi Language Urdu Language Foundation Bengali Language Foundation Gujarati Language Foundation Hindi Language Foundation Panjabi Language Foundation Urdu Language	0800 – 1330 h

Listening Comprehension Examination

Date	Paper	Time
Friday, 13 September	Chinese Language Malay Language Tamil Language	0900 – 0935 h*
	Foundation Chinese Language Foundation Malay Language Foundation Tamil Language	0900 – 0940 h*
	Bengali Language Gujarati Language Hindi Language Panjabi Language Urdu Language Foundation Bengali Language Foundation Gujarati Language Foundation Hindi Language Foundation Panjabi Language Foundation Urdu Language	0900 – 0930 h*
	English Language Foundation English Language	1115 – 1150 h*

* Actual duration may differ slightly.

Written Examination

Date	Paper	Time	Duration
Thursday, 26 September	English Language Paper 1	0815 – 0925 h	1h 10min
	English Language Paper 2	1030 – 1220 h	1h 50min
	Foundation English Language Paper 1	0815 – 0925 h	1h 10min
	Foundation English Language Paper 2	1030 – 1150 h	1h 20min
Friday, 27 September	Mathematics Paper 1	0815 – 0915 h	1h
	Mathematics Paper 2	1030 – 1200 h	1h 30min
	Foundation Mathematics Paper 1	0815 – 0915 h	1h
	Foundation Mathematics Paper 2	1030 – 1130 h	1h
Monday, 30 September	Chinese Language Paper 1 Malay Language Paper 1 Tamil Language Paper 1 Bengali Language Paper 1 Gujarati Language Paper 1 Hindi Language Paper 1 Panjabi Language Paper 1 Urdu Language Paper 1	0815 – 0905 h	50min
	Chinese Language Paper 2 Malay Language Paper 2 Tamil Language Paper 2 Bengali Language Paper 2 Gujarati Language Paper 2 Hindi Language Paper 2	1015 – 1155 h	1h 40min

Date	Paper	Time	Duration
Monday, 30 September	Panjabi Language Paper 2 Urdu Language Paper 2	1015 – 1155 h	1h 40min
	Foundation Chinese Language Paper 1 Foundation Malay Language Paper 1 Foundation Tamil Language Paper 1	0815 – 0855 h	40min
Tuesday, 1 October	Science	0815 – 1000 h	1h 45min
	Foundation Science	0815 – 0930 h	1h 15min
Wednesday, 2 October	Higher Chinese Language Paper 1 Higher Malay Language Paper 1 Higher Tamil Language Paper 1	0815 – 0905 h	50min
	Higher Chinese Language Paper 2 Higher Malay Language Paper 2 Higher Tamil Language Paper 2	1015 – 1135 h	1h 20min

PSLE Marking Exercise

The 2024 PSLE Marking Exercise is scheduled to be held from 14 to 16 October 2024. Schools will make arrangements to facilitate the conduct of the marking exercise.

Annex B: List of Approved Dictionaries

Approved Chinese Dictionaries

S/N	TITLE	PUBLISHER	ISBN NUMBER	APPROVED PERIOD
1	新编学生实用词典 (第七版增订本)	新亚出版社	981-255-911-6 978-981-255-911-1	2024 - 2028
2	新编小学实用词典	新亚出版社	981-274-954-3 978-981-274-954-3	2024 - 2028
3	新世纪学生华语词典	怡学出版社 · 商务印书馆	978-981-4237-75-8	2021 - 2025

Approved Chinese e-Dictionaries

S/N	NAME & MODEL	PUBLISHER	APPROVED PERIOD
1	Besta All Pass S2	Ellton Enterprise Pte Ltd	2024 – 2028
2	Besta All Pass 6	Ellton Enterprise Pte Ltd	2024 – 2028
3	Besta All Pass S1	Ellton Enterprise Pte Ltd	2022 - 2026
4	Besta All Pass 3	iKnow Pte Ltd / Ellton Enterprise Pte Ltd	2022 – 2026
5	Besta All Pass 5	Ellton Enterprise Pte Ltd	2022 - 2026
6	Besta All Pass 2	iKnow Pte Ltd / Ellton Enterprise Pte Ltd	2022 - 2026

**All previously approved dictionaries, including those that no longer appear on the current approved list, can continue to be used for the national examinations unless there is a change in policy, syllabus or examination format. Under any of these situations, the Singapore Examinations and Assessment Board (SEAB) may withdraw the approval for use of these dictionaries in the examinations.*

#Stylus that comes with these approved e-dictionaries can be used in examinations.

S/N	NAME & MODEL	PUBLISHER	APPROVED PERIOD
7	Besta All Pass 1	iKnow Pte Ltd / Ellton Enterprise Pte Ltd	2020 - 2024
8	HansVision PX2131	Creative Knowledge Labs Pte Ltd	2024 – 2028
9	HansVision PX2231	Creative Knowledge Labs Pte Ltd	2024 – 2028
10	HansVision PX2281	Creative Knowledge Labs Pte Ltd	2024 – 2028
11	HansVision PX2201	Creative Knowledge Labs Pte Ltd	2023 – 2027
12	HansVision PX2181	Creative Knowledge Labs Pte Ltd	2023 – 2027
13	HansVision PX2221	Creative Knowledge Labs Pte Ltd	2023 – 2027
14	HansVision PX2101	Creative Technology Ltd / Creative Knowledge Labs Pte Ltd	2021 – 2025
15	HansVision PX2051	Creative Technology Ltd / Creative Knowledge Labs Pte Ltd	2021 – 2025

**All previously approved dictionaries, including those that no longer appear on the current approved list, can continue to be used for the national examinations unless there is a change in policy, syllabus or examination format. Under any of these situations, the Singapore Examinations and Assessment Board (SEAB) may withdraw the approval for use of these dictionaries in the examinations.*

**Stylus that comes with these approved e-dictionaries can be used in examinations.*

Previously Approved Chinese Dictionaries*

S/N	TITLE	PUBLISHER	ISBN NUMBER
1	华语规范字典	胜利出版私人有限公司	9971-61-969-5
2	华语规范词典	胜利出版私人有限公司	981-237-067-6
3	规范汉语词典	联营出版有限公司	983-820-627-X
4	时代商务馆学 华语词典	新加坡泛太平洋教育出版 社	978-981-271-770-2
5	新汉语字典	联营出版有限公司	9789830102160 9789830109619
6	新华现代汉语 词典	思达出版有限司 商务印书馆国际有限公 司	981-4176-11-7
7	新世纪学生新 词典	怡学出版社·商务印书馆	981-4133-55-8 978-981-4133-55-5
8	新世纪高级汉 语词典	怡学出版社·商务印书馆	981-4070-36X 981-4133-40X 978-981-4133-40-1
9	现代汉语词典 (第五版)	商务印书馆	7-100-04385-9 978-7100-04385-4
10	最新规范汉语 词典	联营出版有限公司	983-820-865-5 9789830109602

**All previously approved dictionaries, including those that no longer appear on the current approved list, can continue to be used for the national examinations unless there is a change in policy, syllabus or examination format. Under any of these situations, the Singapore Examinations and Assessment Board (SEAB) may withdraw the approval for use of these dictionaries in the examinations.*

#Stylus that comes with these approved e-dictionaries can be used in examinations.

S/N	TITLE	PUBLISHER	ISBN NUMBER
11	最新汉语大词典 (世纪版)	联营出版有限公司	983-820-625-3 983-820-626-1
12	实用汉语词典	胜利书局	9971-61-513-4
13	时代新汉语词典	联邦出版社, 华语教学出版社	981-01-8-720-3
14	现代汉语新词典	商务印书馆	981-009-289X 978-981-009-289-4
15	现代汉语小词典 (增补本)	朗文出版有限公司, 商务印书馆	978912475343
16	现代华语词典	上海书局(私人)有限公司	9971-906-91-0
17	现代华语词典(修订版)	中图上海书局	981-04-5989-0 983-2594-02-2
18	现代实用汉语词典	联营出版有限公司	983-820-863-9 983-820-864-7
19	新华字典 (第十版)	商务印书馆	7-100-03974-1 978-7100-03974-1 7-100-03931-2 978-7100-03931-4
20	新汉语词典	联营出版有限公司	967-9985-92-X
21	新编学生词典	上海书局	997190672

**All previously approved dictionaries, including those that no longer appear on the current approved list, can continue to be used for the national examinations unless there is a change in policy, syllabus or examination format. Under any of these situations, the Singapore Examinations and Assessment Board (SEAB) may withdraw the approval for use of these dictionaries in the examinations.*

#Stylus that comes with these approved e-dictionaries can be used in examinations.

S/N	TITLE	PUBLISHER	ISBN NUMBER
22	新世纪汉语词典	怡学出版社·商务印书馆	981-4070-661 978-981-4070-66-9
23	最新学生词典	联营出版有限公司	967-9985-78-4
24	世纪版新汉语字典	联营出版(马)有限公司	978-983-01-0961-9
25	规范汉语词典	联营出版(马)有限公司	978-983-820-627-3
26	最新规范汉语词典 (修订版)	联营出版(马)有限公司	978-983-01-0960-2
27	最新汉语大词典 (世纪版)	联营出版(马)有限公司	983-820-625-3 983-820-626-1
28	新世纪高级学习词典	怡学出版社·商务印书馆	978-981-4333-25-2
29	最新汉语大词典 (第5版)	联营出版(马)有限公司	978-983-01-1073-8 978-983-01-1122-3
30	全球华语大词典	Marshall Cavendish Education Pte Ltd	978-981-4684-38-5

**All previously approved dictionaries, including those that no longer appear on the current approved list, can continue to be used for the national examinations unless there is a change in policy, syllabus or examination format. Under any of these situations, the Singapore Examinations and Assessment Board (SEAB) may withdraw the approval for use of these dictionaries in the examinations.*

#Stylus that comes with these approved e-dictionaries can be used in examinations.

Previously Approved Chinese e-Dictionaries**

S/N	NAME & MODEL	PUBLISHER
1	Besta All Pass-1	Besta DigiTech Pte Ltd
2	Besta New All Pass-1	iKnow Pte Ltd
3	ZZ New-01	ZZ Perfection Pte Ltd
4	ZZ New-A+	ZZ Perfection Pte Ltd

**All previously approved dictionaries, including those that no longer appear on the current approved list, can continue to be used for the national examinations unless there is a change in policy, syllabus or examination format. Under any of these situations, the Singapore Examinations and Assessment Board (SEAB) may withdraw the approval for use of these dictionaries in the examinations.*

#Stylus that comes with these approved e-dictionaries can be used in examinations.

Approved Malay e-Dictionaries#

S/N	NAME & MODEL	PUBLISHER	APPROVED PERIOD
1	Global Translator / Model M188 e-dictionary (Kamus Bimbit Elektronik Riang Ria)	EDN-Media Consultant Pte Ltd	2021 – 2025

Previously Approved Malay Dictionaries*

S/N	TITLE	PUBLISHER
1	Kamus Dewan (Edisi Kedua)	Dewan Bahasa dan Pustaka
2	Kamus Dewan (Edisi Ketiga)	Dewan Bahasa dan Pustaka
3	Kamus Dewan (Edisi Keempat)	Dewan Bahasa dan Pustaka
4	Kamus Pelajar (Terbitan KBSM)	Dewan Bahasa dan Pustaka
5	Kamus Pelajar (Terbitan Khas KBSM)	Dewan Bahasa dan Pustaka
6	Kamus Pelajar Bahasa Malaysia (Edisi Kedua)	Dewan Bahasa dan Pustaka
7	Kamus Pelajar Bahasa Malaysia (Terbitan Khas KBSM)	Dewan Bahasa dan Pustaka
8	Kamus Palajar Bahasa Melayu Dewan (Edisi Kedua)	Dewan Bahasa dan Pustaka
9	Kamus Komprehensif Bahasa Melayu	Oxford Fajar Sdn. Bhd.

**All previously approved dictionaries, including those that no longer appear on the current approved list, can continue to be used for the national examinations unless there is a change in policy, syllabus or examination format. Under any of these situations, the Singapore Examinations and Assessment Board (SEAB) may withdraw the approval for use of these dictionaries in the examinations.*

#Stylus that comes with these approved e-dictionaries can be used in examinations.

Approved Tamil Dictionaries

S/N	TITLE	PUBLISHER	APPROVED PERIOD
1	Lakshmi's Learners' Tamil Language Dictionary (Revised Edition) ISBN 978-981-08-6695-2	Lakshmi Publications, Singapore	2021 – 2025
2	Uma Natramil Peragaraathi (Revised Edition) ISBN 978-967-434-270-8	Uma Publications, Kuala Lumpur	2024 – 2028

Previously Approved Tamil Dictionaries*

S/N	NAME & MODEL	PUBLISHER
1	Lakshmi's Learners' Tamil Language Dictionary	Lakshmi Publications, Singapore
2	Puthiya Tamil Akaraathi (New Tamil – Tamil Dictionary)	Uma Publications, Kuala Lumpur
3	Tamil – Tamil Akara Muthali (M Shanmugam Pillai)	Government of Tamilnadu Textbook Committee
4	Kriyavin Tarkalat Tamil Akarati (Tamil – Tamil Version only) ISBN 978-81-85602-91-2	Cre-A Publishers, Chennai
5	Kazhakat Tamil Akaraathi (Tamil – Tamil Dictionary)	The South India Saiva Siddhanta Works Publishing Society, Tinnevely Limited, Chennai
6	Kazhakat Tamil Kaiyakaaraathi (Tamil – Tamil Dictionary)	The South India Saiva Siddhanta Works Publishing Society, Tinnevely Limited, Chennai

**All previously approved dictionaries, including those that no longer appear on the current approved list, can continue to be used for the national examinations unless there is a change in policy, syllabus or examination format. Under any of these situations, the Singapore Examinations and Assessment Board (SEAB) may withdraw the approval for use of these dictionaries in the examinations.*

#Stylus that comes with these approved e-dictionaries can be used in examinations.

Annex C: List of Approved Scientific Calculators

The following models of scientific calculators are suitable for PSLE Mathematics and Foundation Mathematics examinations.

S/N	Calculator Brand	Calculator Model	Approved Period ¹
1	CASIO	FX 82MS	2003 – 2026
2		FX 85MS	2003 – 2026
3		FX 95MS	2003 – 2026
4		FX 96SG Plus	2013 – 2025
5		FX 97SG X	2018 – 2026
6		FX 350MS	2003 – 2026
7	CANON	F-960SG	2017 – 2026
8	SHARP	EL W531S II	2018 – 2026
9		EL W531S II Silver Edition	2021 – 2025
10		EL 533X	2013 – 2024

¹ The calculator models in the list are in production and easily available for purchase. If there is no application for an extension to the approved period for a calculator model, it will be moved to the list of previously approved calculators upon expiry of the approved period. The onus is on the vendors to submit and apply for an extension of the approved period if their models are still in production and easily available for purchase.

Previously Approved Scientific Calculators that still can be used²

Brand : CASIO

FX 82AU	FX 82C	FX 82D	FX 82L	FX 82LB	FX 82SUPER
FX 82SX	FX 82TL	FX 82W	FX 85N	FX 85S	FX 85V
FX 85VH	FX 95 SG Plus	FX 100C	FX 100D	FX 100S	FX 100V
FX 100Z	FX 115D	FX 115N	FX 115S	FX 115V	FX 135
FX 350C	FX 350D	FX 350HA	FX 350HB	FX 350TL	FX 350TLG
FX 350W	FX D400	FX 451M	FX 500MS	FX 570AD	FX 570AV
FX 570CD	FX 570CV	FX 570S	FX 570Z	FX 820MS	FX 901
FX 911S	FX 911SA	FX 911W	FX 911Z	FX 991D	FX 991N
FX 991S	FX 991V	FX 992S	FX 992V	FX 992VB	

Brand : CANON

F 200	F 401	F 402	F 500	F 501	F 502
F 601	F 602	F 604	F 612	F 715S	F 720

²All previously approved calculator models, including those that no longer appear on the current approved list, can continue to be used for all national examinations unless there is a change in policy, syllabus or examination format. Under any of these situations, the Singapore Examinations and Assessment Board (SEAB) may withdraw the approval for use of these calculators in the examinations. The schools and the public will be notified at least two years in advance if there is any change in policy with regard to the use of any calculator in the national examinations.

Brand : SHARP

EL 506L	EL 509G	EL 509L	EL 509MS	EL 509R	EL 509V
EL 509VM	EL 509W	EL 509WM	EL 509WS	EL 509X	EL 510R
EL 520G	EL 520L	EL 531GH	EL 531LH	EL 531P	EL 531RH
EL 531V	EL 531VB	EL 531VH	EL W531M	EL 546G	EL 546L
EL 546LV	EL 546VA	EL 553	EL 556G	EL 556L	EL W531S
EL W531XM					

Brand : TEXAS INSTRUMENTS

BA II PLUS	BA REAL ESTATE	BA 35 SOLAR	TI 25 STAT	TI 30X	TI 30XA
TI 30XIIB	TI 30XIIS	TI 30 CHALLENGER		TI 30XSOLAR	TI 32 EXPLORER PLUS
TI 34	TI 34II	TI 35X	TI 36XSOLAR		

Brand : HEWLETT PACKARD

HP 6S	HP 6S SOLAR		HP 8S	HP 9S	HP 10B
HP 10S	HP 10S+	HP 14B			

Brand : AURORA

SC 110	SC 120	SC 150	SC 170	SC 200	SC 210
SC 260	SC 500	SC 550			

²All previously approved calculator models, including those that no longer appear on the current approved list, can continue to be used for all national examinations unless there is a change in policy, syllabus or examination format. Under any of these situations, the Singapore Examinations and Assessment Board (SEAB) may withdraw the approval for use of these calculators in the examinations. The schools and the public will be notified at least two years in advance if there is any change in policy with regard to the use of any calculator in the national examinations.

Brand : FIAMO

SC 6	SC 20
------	-------

Brand : HOSEKI

H 1030	H 1031
--------	--------

Brand : HUBBLE COMPUTING

SC 10B	SC 10C
--------	--------

Brand : KARCE

KC107	KC108	KC109	KC S187	KC S3500
-------	-------	-------	---------	----------

²All previously approved calculator models, including those that no longer appear on the current approved list, can continue to be used for all national examinations unless there is a change in policy, syllabus or examination format. Under any of these situations, the Singapore Examinations and Assessment Board (SEAB) may withdraw the approval for use of these calculators in the examinations. The schools and the public will be notified at least two years in advance if there is any change in policy with regard to the use of any calculator in the national examinations.

Annex D: Items allowed for use and not allowed for use during the examination

Items allowed	Items <u>not</u> allowed
<ul style="list-style-type: none"> • Stationery such as 2B pencils, soft erasers, sharpeners, black (recommended) / dark blue ballpoint pens • Standard mathematical instruments such as rulers, protractors, set-squares (must not contain formula or formula sheet) • Approved scientific calculators (only for Mathematics / Foundation Mathematics Paper 2) • Approved printed / electronic dictionaries (only for MTL / Higher MTL / NTIL Composition Papers) • Spare set of batteries for calculators / electronic dictionaries 	<ul style="list-style-type: none"> • Electronic / communication / entertainment / gaming devices • Study notes / books / papers • Instruction leaflets containing mathematical formulas / conversion table / instructions • Non-standard mathematical instruments e.g. model rulers • Unapproved calculators or electronic dictionaries with unacceptable features






This checklist is not exhaustive and serves only as a guide. Before your examination, read this instruction booklet thoroughly to check if there are other items that you may need to bring or cannot bring.

Annex E: DOs and DON'Ts for examinations

To ensure that your responses are captured or read clearly during marking, you should take note of the following DOs and DON'Ts:





DOs

OPTICAL ANSWER SHEETS (OAS)

-  Use a **2B pencil** to shade the ovals.
-  Shade the oval completely.
-  Erase completely your wrongly shaded ovals or any unnecessary marks.



ANSWER BOOKLET / ANSWER SHEET FOR WRITTEN PAPERS

-  Use a **2B pencil** to shade your multiple-choice questions (MCQ) ovals.
-  Write your answers clearly with a **black (recommended) or dark blue ballpoint pen in the writing space provided**. 0.5mm tip ballpoint pen is recommended.
-  Cancel your errors made by crossing out your wrong word / sentence clearly.
-  Erase completely your wrongly shaded MCQ ovals or any unnecessary marks outside the provided writing space.

DON'Ts



DON'T crumple, fold, tear, wet or damage your OAS, Answer Booklet / Answer Sheet.



DON'T write answers too close to the markings and spine.



DON'T deface (e.g. shade, colour, write, etc) the barcodes, QR Codes and skunk marks printed on the OAS / Answer Booklet / Answer Sheet.



DON'T write your answers with pencil.



DON'T use correction fluid or correction tape.



DON'T use highlighters to highlight any part of your answer.

The diagram shows a page from an Answer Sheet (OAS) with several red markings and text indicating where not to write:

- A red box highlights the top margin, with the text "Please do not write in the margin." written vertically on the left side.
- A red box highlights the right margin, with the text "Please do not write in the margin." written vertically on the right side.
- A red box highlights the bottom margin, with the text "Please do not write in the margin." written horizontally.
- A red box highlights the top-left corner, containing a barcode and the text "Ex 31 2221/01".
- A red box highlights the top-right corner, containing the page number "7", a small box with "0n", and a note: "Write the question number in the top corner of every page." with a red box around the number "2".
- The main body of the page consists of horizontal lines for writing.

Annex F: Checklist for PSLE

Are you ready for your examination?

- Have you read through this booklet?
- Have you allocated sufficient travelling time to your school so that you can report at least 30 minutes before the start of your examination?
- Have you brought all the necessary items for the examination?
- Have you read Annex D to ensure that the items you bring are allowed for use during the examination?
- Have you read the DOs and DON'Ts in Annex E for the examinations?



Acknowledgement

Vectors are courtesy of Freepik